

Sponsoren Heidiland-Cup 2018

Kategoriensponsoren



Sophie und Karl
Binding Stiftung



**Graubündner
Kantonalbank**

Gönner und Bandenwerber

Ackermann Metallbau AG, Mels
Auto Walser AG, Wangs
Carosserie Kesseli AG, Mels
Coiffeur Exklusiv, Mels
Debrunner Acifer, Landquart
Egli Küchenbau, Grüşch
Elektro Gall, Mels
Evatec AG, Trübbach
Gemeinde Jenins
Gemeinde Zizers
Gonzen Apperate, Mels
Klinik Valens
Mosterei Möhl, Stachen
Nadig Bedachungs- und Bauspenglerei AG, Flums
Physio und Fitness Alder Gmbh, Flums
Pizolbahnen AG, Bad Ragaz - Wangs
Stadt Maienfeld
Treuhand Steiger, Chur
Valeis Center, Wangs
Carosserie Kesseli AG, Mels
Luzi Gerüstbau, Plons
Willi Metallbau, Heiligkreuz
Klinik Valens
Lucky Star Partners Gmbh, Sargans

Hauptsponsor




Co-Sponsoren






Partner









RANGLISTE KIDS GYM - MEHRKAMPF

Rang	Name	Jahrg.		Klettern	Parkour	Total
1	Gian Eggenberger	2010	8.500 4	7.000 4	9.000 2	0.0 24.500
2	Nik Hürlimann	2013	8.000 5	6.000 5	10.000 1	0.0 24.000
2	Kimo Keel	2012	10.000 1	5.000 6	9.000 2	0.0 24.000
4	Chiara Kuoni	2010	5.000 13	9.000 1	9.000 2	0.0 23.000
5	Gian Andrea Curcio	2013	9.000 3	8.000 2	4.500 13	0.0 21.500
6	Gianmarco Schmid	2012	8.000 5	3.000 10	8.500 6	0.0 19.500
7	Jos Meier	2012	3.500 14	8.000 2	7.500 9	0.0 19.000
8	Nando Eggenberger	2012	6.500 11	3.000 10	8.750 5	0.0 18.250
9	Ilvy Näf	2012	6.000 12	3.000 10	8.500 6	0.0 17.500
10	Lenny Hardegger	2013	7.500 8	3.000 10	5.500 11	0.0 16.000
11	Sina Fleisch	2013	3.000 15	5.000 6	7.500 9	0.0 15.500
12	Yanik Bernard	2012	3.000 15	4.000 8	8.000 8	0.0 15.000
12	Levin Zindel	2013	7.500 8	4.000 8	3.500 14	0.0 15.000
14	Lionas Schmid	2013	7.000 10	1.000 15	5.000 12	0.0 13.000
14	Curdin Gmünder	2013	9.500 2	0.000 16	3.500 14	0.0 13.000
16	Luca Kuoni	2013	8.000 5	3.000 10	0.000 16	0.0 11.000







RANGLISTE FUTURE STARS - MEHRKAMPF

Rang	Name	Jahrg.							Total
1	Jano Willi	2011	8.600 1	8.200 1	8.800 2	9.300 5	9.400 1	7.900 2	0.0 52.200
2	Lino Zanetti	2012	8.300 2	7.900 5	8.900 1	9.400 4	8.800 2	8.800 1	0.0 52.100
3	Jarin Willi	2011	8.000 5	8.200 1	7.800 3	9.700 2	8.700 3	7.000 6	0.0 49.400
4	Dario Hobl	2011	8.300 2	8.200 1	7.800 3	9.600 3	8.400 4	7.000 6	0.0 49.300
5	Janis Good	2011	7.700 6	7.500 7	7.600 5	9.200 7	7.400 7	7.800 3	0.0 47.200
6	Lionel Caluori	2011	8.100 4	8.200 1	6.300 8	9.100 8	7.600 5	7.600 5	0.0 46.900
7	Lien Maurin Danuser	2011	6.300 7	7.200 8	7.200 6	9.800 1	5.700 8	7.700 4	0.0 43.900
7	Domenico Bless	2012	5.900 8	7.900 5	6.500 7	9.300 5	7.600 5	6.700 8	0.0 43.900
















RANGLISTE EINFÜHRUNGSPROGRAMM - MEHRKAMPF

Rang	Name	Jahrg.	Verein	Verband							Total
1	Massimiliano CURCIO	2010	TZ Graubünden	GRTV	3.5 11.800 13	4.0 13.350 3	3.5 12.250 6	1.8 12.400 1	3.5 13.050 1	3.8 13.400 1	21.2 76.250
2	Edis SENYÜREK	2010	Kutu Schaffhausen	SHTV	3.5 12.150 7	4.0 13.400 2	3.5 12.250 6	1.8 12.325 2	3.5 12.900 2	3.5 12.900 2	20.9 75.925
3	Jan BAUDENBACHER	2010	Gym Berner Oberland	KKB	3.5 12.500 1	4.0 13.250 5	3.5 12.500 3	1.8 12.100 8	3.5 12.450 7	3.5 12.850 4	20.9 75.650
4	Noe VARGA	2011	STV Frauenfeld	TGTV	3.5 12.200 5	4.0 13.500 1	3.5 12.550 2	1.8 12.175 6	3.5 12.350 9	3.5 12.750 7	20.9 75.525
5	Jamiro FREY	2010	TV Eschlikon	TGTV	3.5 12.300 3	4.0 13.300 4	3.5 12.700 1	1.5 11.900 11	3.5 12.500 5	3.5 12.800 5	20.8 75.500
6	Moritz KUTSCH	2010	STV Wil	SGTV	3.5 12.400 2	4.0 12.200 14	3.5 12.250 6	1.5 11.475 25	3.5 12.850 3	3.5 12.900 2	20.8 74.075
7	Elia ZANETTI	2010	TZ Graubünden	GRTV	3.5 12.150 7	4.0 12.450 10	3.5 11.300 28	1.8 12.225 5	3.5 12.400 8	3.5 12.650 9	20.9 73.175
8	Edgar MKRTCHYAN	2009	STV Wetzikon	ZTV	3.5 12.050 9	4.0 13.000 9	3.5 11.900 13	1.8 11.625 20	3.0 11.900 19	3.5 12.400 13	19.9 72.875
9	Myro WIDMAIER	2011	TZ Graubünden	GRTV	3.0 11.650 18	4.0 13.050 8	3.5 11.150 32	1.5 11.625 20	3.5 12.550 4	3.5 12.800 5	20.3 72.825
10	Odiel VERSTRAETE	2009	TV Bülach	ZTV	3.5 11.700 16	3.0 12.450 10	3.5 12.000 12	1.8 11.375 27	3.0 12.150 11	3.5 12.650 9	18.9 72.325
11	Benjamin KAROLINSKIY	2010	TV Wädenswil	ZTV	3.5 12.250 4	3.0 12.050 21	3.5 12.300 5	1.5 10.825 41	3.0 12.050 14	3.5 12.700 8	19.3 72.175
12	Misha MOSER	2011	STV Wil	SGTV	3.5 12.000 11	3.0 12.450 10	3.5 11.550 19	1.8 11.700 18	3.5 11.950 18	3.5 12.300 16	19.9 71.950
13	Vincent BROMBACHER	2011	TV Rüti	ZTV	3.5 11.850 12	3.0 11.600 36	3.5 12.100 10	1.8 11.900 11	3.5 12.050 14	3.0 12.050 23	19.4 71.550
14	Noah BISCHOF	2010	STV Kriessern	SGTV	3.0 11.350 26	4.0 13.250 5	3.5 11.150 32	1.8 11.750 16	3.0 12.150 11	3.0 11.850 27	19.4 71.500
15	Lukas THOMI	2010	STV Frauenfeld	TGTV	3.0 11.200 30	4.0 13.200 7	3.5 12.350 4	1.5 11.175 33	3.0 11.150 47	3.5 12.400 13	19.3 71.475
16	Glen MÜLLER	2011	TV Rüti	ZTV	3.5 12.050 9	3.0 12.100 17	3.5 11.300 28	1.8 12.250 3	3.0 11.900 19	3.0 11.850 27	19.1 71.450
17	Leano FRANGAO	2011	TV Rüti	ZTV	3.5 12.200 5	2.0 11.200 49	3.5 11.700 16	1.8 12.125 7	3.5 12.500 5	3.0 11.650 32	18.4 71.375
18	Dario BRÄNDLE	2010	STV Wil	SGTV	3.5 11.100 31	3.0 11.850 27	3.5 12.250 6	1.5 11.850 13	3.0 12.050 14	3.0 12.150 20	18.8 71.250
19	Timon VILLIGER	2010	Gym Berner Oberland	KKB	3.5 11.650 18	3.0 11.400 43	3.5 11.400 23	1.5 12.000 9	3.0 11.800 24	3.5 12.600 11	19.3 70.850
20	Yanick VON ROTZ	2011	TZ Graubünden	GRTV	3.0 11.400 24	3.0 11.950 23	3.5 10.950 37	1.5 11.950 10	3.0 11.850 21	3.5 12.500 12	18.8 70.600
21	Stefano DI LISI	2009	TV Wädenswil	ZTV	3.5 11.800 13	3.0 11.350 45	3.5 11.700 16	1.8 12.250 3	3.0 12.000 17	3.0 11.400 37	18.9 70.500
22	Dario ANGST	2011	TV Bülach	ZTV	3.0 10.950 35	3.0 12.150 15	3.5 11.800 15	1.5 11.175 33	3.0 11.850 21	3.5 12.200 19	18.3 70.125
23	Lorin VINZENS	2010	TZ Graubünden	GRTV	3.5 11.650 18	3.0 12.100 17	3.5 11.400 23	1.5 10.725 47	3.0 11.650 29	3.5 12.350 15	18.8 69.875
24	Marius RECHSTEINER	2008	TV Rüti	ZTV	3.5 11.500 22	3.0 12.150 15	3.5 10.650 46	1.5 11.800 14	3.0 11.450 37	3.5 12.300 16	19.3 69.850
25	Rafael IMFELD	2009	TV Wädenswil	ZTV	3.5 11.350 26	3.0 11.750 30	3.5 10.900 39	1.8 11.525 24	3.5 11.850 21	3.5 12.150 20	19.4 69.525
26	Philipp GOFLIN	2010	TV Wädenswil	ZTV	3.0 10.500 43	3.0 12.100 17	3.0 11.500 21	1.8 11.075 36	3.0 12.250 10	3.5 12.050 23	17.9 69.475
27	Yve-Anthony WALTHER	2010	STV Frauenfeld	TGTV	3.5 11.550 21	3.0 11.750 30	3.5 11.400 23	1.5 11.675 19	3.0 11.700 28	3.0 11.350 38	18.8 69.425
28	Jaron WEHRLI	2011	STV Frauenfeld	TGTV	3.5 11.700 16	3.0 11.850 27	3.5 10.800 42	1.5 11.575 23	3.0 11.350 43	3.5 11.850 27	19.3 69.125
29	Alassane BÖHM	2010	TV Wädenswil	ZTV	3.0 11.400 24	3.0 11.400 43	3.5 11.550 19	1.5 11.325 28	3.0 11.800 24	3.5 11.650 32	18.3 69.125
30	Miguel GARCIA	2011	Gym Berner Oberland	KKB	3.5 11.800 13	3.0 10.950 51	3.5 11.200 31	1.5 11.725 17	3.0 11.400 41	3.0 11.800 30	18.8 68.875
31	Oliver HEINZ	2010	TZ Graubünden	GRTV	3.0 10.750 38	4.0 12.450 10	3.5 11.000 34	1.5 11.225 31	3.5 11.600 32	3.5 11.700 31	19.8 68.725
32	Gian LECHMANN	2009	TV Bülach	ZTV	3.0 10.500 43	3.0 11.900 24	3.0 11.600 18	1.8 10.825 41	3.0 11.650 29	3.5 12.050 23	17.2 68.525
33	Gian GANSTER	2010	TV Hegi	ZTV	3.5 10.900 36	3.0 11.700 34	3.5 11.400 23	1.8 10.950 37	3.5 12.150 11	3.0 10.750 51	18.2 67.850
34	Finn Christian DURUSSEL	2010	STV Wetzikon	ZTV	3.0 11.350 26	3.0 11.500 39	3.5 11.850 14	1.8 10.875 39	3.0 10.750 53	3.0 11.150 41	17.2 67.475
35	Lias LUDWIG	2010	TV Bülach	ZTV	3.0 10.550 40	3.0 12.100 17	3.0 10.350 50	1.5 10.725 47	3.0 11.750 27	3.0 11.550 35	17.3 67.025
36	Lino MATTIOLI	2009	Gym Berner Oberland	KKB	3.0 10.400 45	3.0 11.250 47	3.0 10.550 48	1.5 11.600 22	3.0 11.500 34	3.0 11.650 32	17.8 66.950
37	Yann WILLI	2011	TZ Graubünden	GRTV	3.0 9.950 52	3.0 11.500 39	3.5 11.400 23	1.5 10.400 55	3.0 11.450 37	3.5 12.100 22	17.5 66.800
38	Leonas LINDNER	2008	TV Wädenswil	ZTV	3.0 9.950 52	3.0 11.850 27	3.0 12.100 10	1.5 10.475 53	3.0 10.750 53	3.0 11.550 35	16.5 66.675
39	Niklas PAULI	2011	TZ Fürstenland	SGTV	3.0 10.350 47	3.0 10.950 51	3.5 11.250 30	1.5 10.575 50	3.0 11.100 50	3.5 12.250 18	18.3 66.475
40	Corsin SCHÜRMAN	2010	TV Wädenswil	ZTV	3.0 9.250 59	3.0 11.900 24	3.0 10.700 45	1.5 11.150 35	3.0 11.350 43	3.5 12.050 23	17.8 66.400
41	Henri AURICH	2009	STV Wil	SGTV	3.0 10.550 40	3.0 11.300 46	3.0 10.800 42	1.8 10.800 43	3.0 11.450 37	3.0 11.350 38	17.4 66.250
42	Ilian REUTTER	2010	STV Wetzikon	ZTV	3.0 11.100 31	3.0 10.900 53	3.5 11.500 21	1.8 11.400 26	3.0 11.500 34	3.0 9.650 58	17.9 66.050
43	Yann STAUBLI	2011	TV Gossau	SGTV	3.5 10.250 50	3.0 11.900 24	3.5 10.900 39	1.5 10.450 54	3.5 11.600 32	3.0 10.850 49	18.2 65.950
44	Benedek BÖSZE	2010	TV Hegi	ZTV	3.0 9.800 55	3.0 11.750 30	3.0 10.550 48	1.5 10.800 43	3.0 11.650 29	3.5 11.150 41	17.0 65.700







RANGLISTE EINFÜHRUNGSPROGRAMM - MEHRKAMPF

Rang	Name	Jahrg.	Verein	Verband							Total
45	Liam ESTRELLA	2009	TV Wädenswil	ZTV	3.0 10.050 51	3.0 11.550 38	3.0 10.800 42	1.5 10.775 45	3.0 11.400 41	3.5 11.100 43	17.0 65.675
46	Aurelio LECHMANN	2011	TV Bülach	ZTV	3.0 10.300 48	3.0 11.450 42	3.0 10.650 46	1.8 10.850 40	3.0 11.300 45	3.0 11.100 43	16.7 65.650
47	Stiliano MIGLIO	2011	TV Rüti	ZTV	3.0 10.300 48	3.0 11.100 50	3.0 10.900 39	1.8 10.900 38	3.0 11.200 46	3.0 10.900 47	16.7 65.300
48	Fabian SCHÄR	2010	STV Wil	SGTV	3.5 11.500 22	4.0 9.550 59	3.5 10.200 52	1.8 11.775 15	3.0 11.150 47	3.0 10.950 45	19.9 65.125
49	Séverin SCHIESSER	2011	TV Rüti	ZTV	3.0 11.250 29	3.0 11.750 30	3.5 10.950 37	1.5 10.350 58	3.0 10.000 58	3.0 10.700 52	17.0 65.000
50	Aeneas HANSMANN	2011	STV Wil	SGTV	3.5 10.650 39	3.0 11.700 34	3.5 10.200 52	1.5 10.375 57	3.0 11.450 37	3.0 10.300 54	17.5 64.675
51	Sandro DAMUR	2012	STV Frauenfeld	TGTV	3.5 10.550 40	3.0 11.500 39	3.5 10.250 51	1.5 10.525 51	3.0 10.850 52	3.0 10.950 45	18.3 64.625
52	Leon EBERLE	2010	TV Weinfelden	TGTV	3.0 11.100 31	3.0 10.600 56	3.5 11.000 34	1.5 11.250 30	3.0 9.150 59	3.0 11.200 40	17.8 64.300
53	William HARDER	2011	TV Zuzwil	SGTV	3.5 10.800 37	3.0 11.600 36	3.5 9.750 56	1.8 10.775 45	3.5 11.800 24	3.0 9.450 59	18.9 64.175
54	Joshua CALZAFERRI	2011	TZ Fürstenland	SGTV	3.5 11.050 34	3.0 12.000 22	3.0 8.950 59	1.5 10.400 55	3.0 11.500 34	3.0 10.150 55	17.8 64.050
55	Yarin MEIJER	2010	TZ Fürstenland	SGTV	3.5 10.400 45	3.0 11.250 47	3.0 9.600 57	1.5 11.275 29	3.0 10.550 56	3.0 10.850 49	17.8 63.925
56	Raffaele KÄSER	2011	STV Frauenfeld	TGTV	3.0 9.800 55	3.0 10.700 55	3.0 11.000 34	1.5 11.225 31	3.0 10.100 57	3.0 10.550 53	17.3 63.375
57	Arik HOFMANN	2011	TV Bülach	ZTV	3.0 9.750 57	3.0 10.900 53	3.0 10.200 52	1.5 10.525 51	3.0 11.000 51	3.0 10.050 56	17.3 62.425
58	Nicolas MÜHL	2011	TV Wädenswil	ZTV	3.0 9.850 54	3.0 10.500 57	3.0 9.600 57	1.5 10.250 59	3.0 11.150 47	3.5 10.900 47	17.2 62.250
59	Elias BAUMANN	2009	STV Wetzikon	ZTV	3.0 9.500 58	3.0 10.000 58	3.0 10.000 55	1.8 10.600 49	3.0 10.700 55	3.0 10.050 56	16.7 60.850







RANGLISTE EINFÜHRUNGSPROGRAMM - MANNSCHAFT

Rang	Name	Jahrg.	Verein	Verband							Total
1	Turnfabrik 1 				24.500 1	26.800 1	25.250 1	24.075 4	24.850 3	25.550 2	151.025
	Noe VARGA	2011	STV Frauenfeld	TGTV	3.5 12.200	4.0 13.500	3.5 12.550	1.8 4.0 12.175	3.5 12.350	3.5 12.750	20.9 75.525
	Jamiro FREY	2010	TV Eschlikon	TGTV	3.5 12.300	4.0 13.300	3.5 12.700	1.5 4.0 11.900	3.5 12.500	3.5 12.800	20.8 75.500
	Lukas THOMI	2010	STV Frauenfeld	TGTV	3.0 11.200	4.0 13.200	3.5 12.350	1.5 3.0 11.175	3.0 11.150	3.5 12.400	19.3 71.475
2	Graubünden 1 				23.950 6	25.800 2	23.550 7	24.625 1	25.450 1	26.050 1	149.425
	Massimiliano CURCIO	2010	TZ Graubünden	GRTV	3.5 11.800	4.0 13.350	3.5 12.250	1.8 4.0 12.400	3.5 13.050	3.8 13.400	21.2 76.250
	Elia ZANETTI	2010	TZ Graubünden	GRTV	3.5 12.150	4.0 12.450	3.5 11.300	1.8 4.0 12.225	3.5 12.400	3.5 12.650	20.9 73.175
	Yanick VON ROTZ	2011	TZ Graubünden	GRTV	3.0 11.400	3.0 11.950	3.5 10.950	1.5 4.0 11.950	3.0 11.850	3.5 12.500	18.8 70.600
3	TZ Fürstenland 1 				24.400 2	24.650 3	24.500 2	23.550 6	24.900 2	25.200 4	147.200
	Moritz KUTSCH	2010	STV Wil	SGTV	3.5 12.400	4.0 12.200	3.5 12.250	1.5 4.0 11.475	3.5 12.850	3.5 12.900	20.8 74.075
	Misha MOSER	2011	STV Wil	SGTV	3.5 12.000	3.0 12.450	3.5 11.550	1.8 4.0 11.700	3.5 11.950	3.5 12.300	19.9 71.950
	Dario BRÄNDLE	2010	STV Wil	SGTV	3.5 11.100	3.0 11.850	3.5 12.250	1.5 4.0 11.850	3.0 12.050	3.0 12.150	18.8 71.250
4	Gym Berner Oberland 				24.150 4	24.650 3	23.900 4	24.100 3	24.250 5	25.450 3	146.500
	Jan BAUDENBACHER	2010	Gym Berner Oberland	KKB	3.5 12.500	4.0 13.250	3.5 12.500	1.8 4.0 12.100	3.5 12.450	3.5 12.850	20.9 75.650
	Timon VILLIGER	2010	Gym Berner Oberland	KKB	3.5 11.650	3.0 11.400	3.5 11.400	1.5 4.0 12.000	3.0 11.800	3.5 12.600	19.3 70.850
	Lino MATTIOLI	2009	Gym Berner Oberland	KKB	3.0 10.400	3.0 11.250	3.0 10.550	1.5 4.0 11.600	3.0 11.500	3.0 11.650	17.8 66.950
5	TV Rüti 1 				24.250 3	23.700 10	23.800 5	24.375 2	24.550 4	23.900 8	144.575
	Vincent BROMBACHER	2011	TV Rüti	ZTV	3.5 11.850	3.0 11.600	3.5 12.100	1.8 4.0 11.900	3.5 12.050	3.0 12.050	19.4 71.550
	Glen MÜLLER	2011	TV Rüti	ZTV	3.5 12.050	3.0 12.100	3.5 11.300	1.8 4.3 12.250	3.0 11.900	3.0 11.850	19.1 71.450
	Leano FRANGAO	2011	TV Rüti	ZTV	3.5 12.200	2.0 11.200	3.5 11.700	1.8 4.0 12.125	3.5 12.500	3.0 11.650	18.4 71.375
6	Wädenswil 1 				24.050 5	23.800 9	24.000 3	23.775 5	24.050 6	24.850 6	144.525
	Benjamin KAROLINSKIY	2010	TV Wädenswil	ZTV	3.5 12.250	3.0 12.050	3.5 12.300	1.5 4.0 10.825	3.0 12.050	3.5 12.700	19.3 72.175
	Stefano DI LISI	2009	TV Wädenswil	ZTV	3.5 11.800	3.0 11.350	3.5 11.700	1.8 4.0 12.250	3.0 12.000	3.0 11.400	18.9 70.500
	Rafael IMFELD	2009	TV Wädenswil	ZTV	3.5 11.350	3.0 11.750	3.5 10.900	1.8 3.0 11.525	3.5 11.850	3.5 12.150	19.4 69.525
7	Wädenswil 2 				21.900 11	23.950 7	23.650 6	22.400 10	24.050 6	23.700 9	139.650
	Philipp GOFLIN	2010	TV Wädenswil	ZTV	3.0 10.500	3.0 12.100	3.0 11.500	1.8 3.0 11.075	3.0 12.250	3.5 12.050	17.9 69.475
	Alassane BÖHM	2010	TV Wädenswil	ZTV	3.0 11.400	3.0 11.400	3.5 11.550	1.5 3.0 11.325	3.0 11.800	3.5 11.650	18.3 69.125
	Leonas LINDNER	2008	TV Wädenswil	ZTV	3.0 9.950	3.0 11.850	3.0 12.100	1.5 1.5 10.475	3.0 10.750	3.0 11.550	16.5 66.675
8	Graubünden 2 				21.600 13	24.550 5	22.550 8	22.025 11	24.000 8	24.900 5	139.625
	Myro WIDMAIER	2011	TZ Graubünden	GRTV	3.0 11.650	4.0 13.050	3.5 11.150	1.5 4.0 11.625	3.5 12.550	3.5 12.800	20.3 72.825
	Yann WILLI	2011	TZ Graubünden	GRTV	3.0 9.950	3.0 11.500	3.5 11.400	1.5 1.5 10.400	3.0 11.450	3.5 12.100	17.5 66.800
9	Graubünden 3 				22.400 9	24.550 5	22.400 9	21.950 12	23.250 10	24.050 7	138.600
	Lorin VINZENS	2010	TZ Graubünden	GRTV	3.5 11.650	3.0 12.100	3.5 11.400	1.5 3.0 10.725	3.0 11.650	3.5 12.350	18.8 69.875
	Oliver HEINZ	2010	TZ Graubünden	GRTV	3.0 10.750	4.0 12.450	3.5 11.000	1.5 3.0 11.225	3.5 11.600	3.5 11.700	19.8 68.725







RANGLISTE EINFÜHRUNGSPROGRAMM - MANNSCHAFT

Rang	Name	Jahrg.	Verein	Verband							Total
10	Turnfabrik 2				23.250 ⁷	23.600 ¹¹	22.200 ¹⁰	23.250 ⁷	23.050 ¹¹	23.200 ¹⁰	138.550
	Yve-Anthony WALTHER	2010	STV Frauenfeld	TGTV	3.5 11.550	3.0 11.750	3.5 11.400	1.5 4.0 11.675	3.0 11.700	3.0 11.350	18.8 69.425
	Jaron WEHRLI	2011	STV Frauenfeld	TGTV	3.5 11.700	3.0 11.850	3.5 10.800	1.5 4.0 11.575	3.0 11.350	3.5 11.850	19.3 69.125
	Sandro DAMUR	2012	STV Frauenfeld	TGTV	3.5 10.550	3.0 11.500	3.5 10.250	1.5 3.0 10.525	3.0 10.850	3.0 10.950	18.3 64.625
11	TV Rüti 2				22.750 ⁸	23.900 ⁸	21.850 ¹¹	22.700 ⁸	22.650 ¹³	23.200 ¹⁰	137.050
	Marius RECHSTEINER	2008	TV Rüti	ZTV	3.5 11.500	3.0 12.150	3.5 10.650	1.5 4.0 11.800	3.0 11.450	3.5 12.300	19.3 69.850
	Stiliano MIGLIO	2011	TV Rüti	ZTV	3.0 10.300	3.0 11.100	3.0 10.900	1.8 1.5 10.900	3.0 11.200	3.0 10.900	16.7 65.300
	Séverin SCHIESSER	2011	TV Rüti	ZTV	3.0 11.250	3.0 11.750	3.5 10.950	1.5 1.5 10.350	3.0 10.000	3.0 10.700	17.0 65.000
12	TZ Fürstenland 2				22.050 ¹⁰	23.200 ¹³	21.700 ¹²	22.575 ⁹	23.050 ¹¹	22.300 ¹³	134.875
	Henri AURICH	2009	STV Wil	SGTV	3.0 10.550	3.0 11.300	3.0 10.800	1.8 3.0 10.800	3.0 11.450	3.0 11.350	17.4 66.250
	Yann STAUBLI	2011	TV Gossau	SGTV	3.5 10.250	3.0 11.900	3.5 10.900	1.5 1.8 10.450	3.5 11.600	3.0 10.850	18.2 65.950
	Fabian SCHÄR	2010	STV Wil	SGTV	3.5 11.500	4.0 9.550	3.5 10.200	1.8 4.0 11.775	3.0 11.150	3.0 10.950	19.9 65.125
13	TZ Fürstenland 3				21.850 ¹²	23.600 ¹¹	21.000 ¹³	21.350 ¹³	23.300 ⁹	22.400 ¹²	133.500
	Niklas PAULI	2011	TZ Fürstenland	SGTV	3.0 10.350	3.0 10.950	3.5 11.250	1.5 3.0 10.575	3.0 11.100	3.5 12.250	18.3 66.475
	William HARDER	2011	TV Zuzwil	SGTV	3.5 10.800	3.0 11.600	3.5 9.750	1.8 3.0 10.775	3.5 11.800	3.0 9.450	18.9 64.175
	Joshua CALZAFERRI	2011	TZ Fürstenland	SGTV	3.5 11.050	3.0 12.000	3.0 8.950	1.5 3.0 10.400	3.0 11.500	3.0 10.150	17.8 64.050





RANGLISTE PROGRAMM 1 - MEHRKAMPF

Rang	Name	Jahrg.	Verein	Verband							Pen.	Total
1	Jannick ENGEL	2008	TV Romanshorn/RLZ Ostschweiz	TGTV	4.0 12.950 3	4.0 2.2 15.750 2	4.0 13.500 1	5.0 3.0 13.675 1	4.0 13.200 2	4.0 13.400 2		26.2 82.475
2	Max KRÜGER	2009	STV Frauenfeld	TGTV	4.0 13.200 2	4.3 2.5 16.500 1	4.0 13.450 2	5.0 3.0 13.350 5	3.5 12.300 5	4.0 13.350 3		26.3 82.150
3	Lucas JONESCO	2008	Kutu Schaffhausen	SHTV	4.3 13.700 1	4.0 2.2 13.550 10	4.0 13.400 3	3.0 5.0 13.125 8	4.0 13.350 1	4.0 13.650 1		26.5 80.775
4	Noah STEGER	2008	KTV Oberriet	SGTV	4.0 12.400 7	4.0 2.2 15.150 3	4.0 13.400 3	5.0 3.0 13.100 9	4.0 12.400 3	4.0 13.000 6		26.2 79.450
5	Enyo WIDMAIER	2009	TZ Graubünden	GRTV	4.0 12.800 5	4.0 1.6 14.750 5	4.0 13.300 5	5.0 3.0 12.975 11	3.5 12.100 7	4.0 12.900 8	0.3	25.1 78.525
6	Jonas RÄPPE	2008	Kutu Schaffhausen	SHTV	4.0 12.400 7	4.0 2.0 14.800 4	4.0 13.000 9	3.0 5.0 12.675 21	3.5 12.000 8	4.0 13.200 4		25.5 78.075
7	Nino GALBIER	2008	TV Jenaz	GRTV	4.0 12.900 4	4.0 0.0 13.000 14	4.0 13.100 7	5.0 3.0 13.550 3	4.0 11.750 10	4.0 13.050 5		24.0 77.350
8	Lars STILLHART	2009	STV Wil	SGTV	3.5 12.050 14	4.0 1.5 14.550 6	4.0 13.200 6	5.0 3.0 13.400 4	3.5 11.050 15	3.5 12.550 12		24.0 76.800
9	Yannis BLATTER	2008	STV Wil	SGTV	3.5 12.200 11	4.0 1.2 14.500 7	4.0 12.450 12	5.0 3.0 12.950 13	4.0 11.800 9	4.0 12.650 10		24.7 76.550
10	Maurin GLOOR	2009	TZ Graubünden	GRTV	4.0 12.200 11	4.0 0.2 12.350 16	4.0 12.900 10	5.0 3.0 13.575 2	4.0 12.400 3	3.5 12.200 16		23.7 75.625
11	Franco JOOS	2008	TZ Graubünden	GRTV	4.0 12.500 6	4.0 1.3 14.350 9	4.0 11.900 15	5.0 3.0 12.975 11	3.5 11.500 11	4.0 11.700 18		24.8 74.925
12	Joël FRAUCHIGER	2008	STV Oberbüren	SGTV	4.0 12.400 7	4.0 0.0 11.500 35	4.0 13.050 8	5.0 3.0 13.250 7	4.0 11.100 13	4.0 12.300 15		24.0 73.600
13	Levin MÜNGER	2009	TV Zuzwil	SGTV	4.0 12.250 10	4.0 0.4 13.150 12	4.0 12.400 13	5.0 3.0 12.900 16	3.0 9.950 23	3.5 12.550 12		22.9 73.200
14	Flavio HAUSER	2009	TZ Rheintal	SGTV	3.0 11.750 17	4.0 0.0 12.250 17	3.5 11.800 17	4.0 3.0 12.175 33	4.0 12.150 6	4.0 13.000 6		22.0 73.125
15	Janik HOLLENSTEIN	2008	TV Zuzwil	SGTV	3.5 12.100 13	4.0 0.0 12.200 18	4.0 12.700 11	5.0 3.0 13.100 9	2.5 9.600 28	4.0 12.800 9		22.0 72.500
16	Elias MEHNERT	2008	TZ Rheintal	SGTV	3.0 11.750 17	4.0 1.2 13.100 13	3.5 10.900 32	5.0 3.0 12.950 13	4.0 11.100 13	3.5 12.600 11		23.2 72.400
17	Fabian ZÄHRINGER	2008	TV Hegi	ZTV	3.5 11.500 23	3.0 0.0 12.000 25	3.5 11.700 20	3.0 5.0 13.300 6	3.5 11.350 12	3.0 10.950 37		20.5 70.800
18	Yaron HÄNNI	2009	STV Frauenfeld	TGTV	3.0 10.650 49	4.0 1.4 14.400 8	4.0 11.650 22	5.0 3.0 12.925 15	2.5 9.500 29	3.5 11.450 24		22.4 70.575
19	Marco DAMUR	2009	STV Frauenfeld	TGTV	3.5 11.800 16	4.0 1.2 13.450 11	4.0 11.750 18	4.3 3.0 12.150 34	2.5 10.050 22	3.0 11.150 30		21.9 70.350
20	Jeremias PFYFFER	2007	TV Hegi	ZTV	3.0 11.500 23	3.5 0.0 11.650 33	3.5 11.700 20	3.0 5.0 12.850 18	3.0 10.900 17	3.0 11.700 18		20.0 70.300
21	Livio BAUMANN	2007	TV Rüti	ZTV	4.0 11.650 20	3.5 0.0 12.100 21	4.0 11.650 22	4.0 3.0 12.275 30	2.0 9.150 35	4.0 12.400 14		21.0 69.225
22	Gian BRANDER	2009	STV Schwarzenbach	SGTV	3.5 10.900 41	4.0 0.0 12.050 22	4.0 11.900 15	4.3 3.0 12.750 19	3.0 10.500 19	3.0 11.000 33		21.2 69.100
23	Luca VOLGER	2009	TV Löhningen	SHTV	3.0 11.100 34	3.5 0.0 11.650 33	3.5 11.150 26	3.0 4.0 12.325 28	3.0 10.750 18	3.0 11.750 17		19.5 68.725
24	Damian ARNOLD	2005	TV Bülach	ZTV	3.5 10.800 46	3.0 0.0 12.000 25	3.0 10.700 35	5.0 3.0 12.650 23	2.5 10.200 21	3.0 11.700 18		19.0 68.050
25	Diego STRUPLER	2008	STV Frauenfeld	TGTV	4.0 11.850 15	4.0 0.0 11.850 30	4.0 12.150 14	4.0 3.0 11.825 43	2.0 8.750 40	3.5 11.300 27		21.0 67.725
26	Leandro ROTH	2009	TZ Rheintal	SGTV	3.0 11.200 32	4.0 0.0 12.200 18	3.5 10.000 45	3.0 3.0 11.850 42	4.0 10.950 16	3.0 11.500 23		20.5 67.700
27	Alexander MÜLLER	2008	TV Hegi	ZTV	3.0 11.100 34	3.0 0.0 11.450 37	3.5 11.000 29	3.0 3.0 12.100 35	3.0 10.500 19	3.0 11.450 24		18.5 67.600
28	Kevin AVSON	2009	Kutu Schaffhausen	SHTV	3.0 11.400 27	3.0 0.0 12.200 18	3.0 11.050 28	3.0 3.0 11.925 39	2.5 9.450 32	3.0 11.000 33		17.5 67.025
29	Levin LINIGER	2007	Gym Berner Oberland	KKB	3.5 11.450 25	3.5 0.0 12.050 22	4.0 10.850 33	3.0 4.0 11.925 39	2.5 9.050 37	3.5 11.650 22		20.5 66.975
30	Thomas NOVOSAD	2009	STV Frauenfeld	TGTV	3.5 10.900 41	3.5 0.0 12.000 25	4.0 11.000 29	4.0 3.0 12.250 31	2.5 9.900 24	3.0 10.750 41		20.0 66.800
31	Timon LEHMANN	2008	Gym Berner Oberland	KKB	3.0 10.850 44	3.0 0.0 12.050 22	3.5 10.200 43	3.0 5.0 12.900 16	2.5 9.900 24	3.0 10.850 39		19.0 66.750
32	Lino BINGESSER	2009	STV Wil	SGTV	3.0 11.450 25	3.0 0.1 11.900 29	3.5 11.200 25	4.0 3.0 12.350 27	3.0 9.700 26	3.0 9.950 52		19.1 66.550
33	Vito HARTMANN	2009	TV Maienfeld	GRTV	3.5 11.600 22	4.0 0.1 12.900 15	3.5 10.400 40	3.0 5.0 12.375 26	2.0 8.450 43	3.0 10.700 43		20.1 66.425
34	Flurin BÜRGIS	2009	TV Hegi	ZTV	2.5 11.000 39	3.0 0.0 11.750 32	3.5 11.750 18	3.0 3.0 12.050 36	3.0 9.500 29	3.0 10.050 51		18.0 66.100
35	Fynn LEHMANN	2008	TV Rüti	ZTV	3.0 11.650 20	3.0 0.0 10.850 46	3.0 11.350 24	3.0 3.0 11.750 44	2.5 9.500 29	3.0 11.000 33		17.5 66.100
36	Felix STUBER	2009	Kutu Schaffhausen	SHTV	3.0 11.300 29	3.0 0.0 11.950 28	3.0 10.250 41	3.0 3.0 11.725 45	3.0 9.650 27	3.0 11.100 32		18.0 65.975
37	Luca LINIGER	2008	Gym Berner Oberland	KKB	3.0 11.150 33	3.0 0.0 11.850 30	3.5 11.000 29	3.0 4.0 12.200 32	2.0 8.200 45	3.0 11.450 24		18.0 65.850
38	Jovin KROPP	2008	TV Wädenswil	ZTV	3.0 11.250 31	3.0 0.0 11.400 40	3.5 11.150 26	3.0 4.0 11.950 38	2.5 9.450 32	3.0 10.100 50		18.5 65.300
39	Dorjee STRÄSSLE	2009	STV Wil	SGTV	3.0 10.900 41	3.5 0.0 11.050 44	3.0 10.650 36	3.0 5.0 12.750 19	2.0 8.700 41	3.0 10.750 41		18.5 64.800
40	Fabrice ALFIER	2009	TZ Rheintal	SGTV	3.0 11.100 34	4.0 0.0 10.900 45	3.5 10.600 37	4.0 3.0 12.425 24	2.0 8.450 43	3.5 11.250 28		19.5 64.725
41	Lloyd KUSTER	2008	TV Rüti	ZTV	3.0 11.750 17	3.0 0.0 10.450 48	3.5 10.600 37	3.0 3.0 11.675 48	2.0 8.900 39	3.0 11.150 30		17.5 64.525
42	Kian TEHRANI	2009	Gym Berner Oberland	KKB	3.0 10.800 46	3.5 0.0 10.550 47	3.5 10.850 33	3.0 4.0 12.675 21	2.0 7.450 54	3.0 11.700 18		18.5 64.025
43	Noah LANGHART	2007	STV Wetzikon	ZTV	3.0 11.050 37	3.0 0.0 11.450 37	3.5 10.150 44	3.0 3.0 11.725 45	1.5 8.100 47	3.0 10.850 39		17.0 63.325
44	Joris LANDIS	2008	TV Wädenswil	ZTV	3.0 11.350 28	3.0 0.0 10.000 52	3.5 10.250 41	3.0 3.0 11.025 53	3.0 9.400 34	3.0 10.650 44		18.5 62.675







RANGLISTE PROGRAMM 1 - MEHRKAMPF

Rang	Name	Jahrg.	Verein	Verband							Pen.	Total
45	Simon BRÄNDLE	2008	TV Rüti	ZTV	3.0 11.300 29	3.0 11.200 42	3.0 8.700 53	4.0 12.400 25	2.0 7.900 50	3.0 10.500 47		17.5 62.000
46	Levi Elias MARTI	2008	STV Wetzikon	ZTV	3.0 10.950 40	3.0 11.300 41	3.5 9.250 50	3.0 11.250 50	2.0 8.650 42	3.0 10.550 45		17.5 61.950
47	Janick DUBS	2008	TV Bülach	ZTV	3.0 10.850 44	3.0 11.450 37	3.0 8.850 52	3.0 11.150 52	2.0 7.850 51	3.0 11.200 29		17.0 61.350
48	Enes JAHOVIK	2007	TV Wädenswil	ZTV	3.5 10.300 51	3.0 11.100 43	3.5 9.050 51	3.0 12.325 28	2.0 8.200 45	3.0 10.300 48		18.5 61.275
49	Leon RIEDRICH	2007	TV Rüti	ZTV	3.0 10.750 48	3.0 10.050 51	3.5 9.600 47	3.0 11.725 45	2.5 9.100 36	3.0 9.850 53		18.0 61.075
50	Tim EGLI	2009	STV Kirchberg	SGTV	3.0 10.550 50	3.0 9.300 53	3.5 10.550 39	4.0 11.225 51	2.0 9.000 38	3.0 9.800 54		18.0 60.425
51	Severin MÜLLER	2008	STV Wetzikon	ZTV	3.0 11.050 37	3.0 8.600 54	3.5 9.400 48	3.0 11.900 41	1.5 7.550 53	3.0 10.950 37		17.0 59.450
52	Raphael ANDENMATTEN	2009	Gym Berner Oberland	KKB	2.5 10.100 52	3.0 10.200 49	3.5 8.550 54	3.0 11.975 37	1.5 7.600 52	3.0 11.000 33		16.5 59.425
53	Maxim GOFLIN	2008	TV Wädenswil	ZTV	0.0 8.600 54	3.0 11.500 35	3.5 9.850 46	3.0 10.925 54	2.0 7.950 49	3.0 10.550 45		14.5 59.375
54	Kevin PRESENTE	2008	TV Rüti	ZTV	3.0 9.900 53	3.0 10.150 50	3.5 9.350 49	3.0 11.550 49	1.5 8.050 48	3.0 10.300 48		17.0 59.300







RANGLISTE PROGRAMM 1 - MANNSCHAFT

Rang	Name	Jahrg.	Verein	Verband							Total
1	Turnfabrik 1				26.150 1	32.250 1	26.950 1	27.025 2	25.500 1	26.750 2	164.625
	Jannick ENGEL	2008	TV Romanshorn/RLZ Ostschweiz	TGTV	4.0 12.950	4.0 2.2 15.750	4.0 13.500	5.0 3.0 13.675	4.0 13.200	4.0 13.400	26.2 82.475
	Max KRÜGER	2009	STV Frauenfeld	TGTV	4.0 13.200	4.3 2.5 16.500	4.0 13.450	5.0 3.0 13.350	3.5 12.300	4.0 13.350	26.3 82.150
	Marco DAMUR	2009	STV Frauenfeld	TGTV	3.5 11.800	4.0 1.2 13.450	4.0 11.750	4.3 3.0 12.150	2.5 10.050	3.0 11.150	21.9 70.350
2	KUTU Schaffhausen 1				26.100 2	28.350 2	26.400 2	25.800 6	25.350 2	26.850 1	158.850
	Lucas JONESCO	2008	Kutu Schaffhausen	SHTV	4.3 13.700	4.0 2.2 13.550	4.0 13.400	3.0 5.0 13.125	4.0 13.350	4.0 13.650	26.5 80.775
	Jonas RÄPPE	2008	Kutu Schaffhausen	SHTV	4.0 12.400	4.0 2.0 14.800	4.0 13.000	3.0 5.0 12.675	3.5 12.000	4.0 13.200	25.5 78.075
	Luca VOLGER	2009	TV Löhningen	SHTV	3.0 11.100	3.5 0.0 11.650	3.5 11.150	3.0 4.0 12.325	3.0 10.750	3.0 11.750	19.5 68.725
3	Graubünden 1				25.700 3	27.750 4	26.400 2	27.125 1	24.500 4	25.950 4	157.425
	Enyo WIDMAIER	2009	TZ Graubünden	GRTV	4.0 12.800	4.0 1.6 14.750	4.0 13.300	5.0 3.0 12.975	3.5 12.100	4.0 12.900	25.1 78.525
	Nino GALBIER	2008	TV Jenaz	GRTV	4.0 12.900	4.0 0.0 13.000	4.0 13.100	5.0 3.0 13.550	4.0 11.750	4.0 13.050	24.0 77.350
	Maurin GLOOR	2009	TZ Graubünden	GRTV	4.0 12.200	4.0 0.2 12.350	4.0 12.900	5.0 3.0 13.575	4.0 12.400	3.5 12.200	23.7 75.625
4	TZ Rheintal 1				24.150 6	28.250 3	25.200 5	26.050 4	24.550 3	26.000 3	154.200
	Noah STEGER	2008	KTV Oberriet	SGTV	4.0 12.400	4.0 2.2 15.150	4.0 13.400	5.0 3.0 13.100	4.0 12.400	4.0 13.000	26.2 79.450
	Flavio HAUSER	2009	TZ Rheintal	SGTV	3.0 11.750	4.0 0.0 12.250	3.5 11.800	4.0 3.0 12.175	4.0 12.150	4.0 13.000	22.0 73.125
	Elias MEHNERT	2008	TZ Rheintal	SGTV	3.0 11.750	4.0 1.2 13.100	3.5 10.900	5.0 3.0 12.950	4.0 11.100	3.5 12.600	23.2 72.400
5	TZ Fürstenland 1				24.650 4	27.700 5	26.250 4	26.650 3	22.150 6	25.100 6	152.500
	Lars STILLHART	2009	STV Wil	SGTV	3.5 12.050	4.0 1.5 14.550	4.0 13.200	5.0 3.0 13.400	3.5 11.050	3.5 12.550	24.0 76.800
	Joël FRAUCHIGER	2008	STV Oberbüren	SGTV	4.0 12.400	4.0 0.0 11.500	4.0 13.050	5.0 3.0 13.250	4.0 11.100	4.0 12.300	24.0 73.600
	Levin MÜNGER	2009	TV Zuzwil	SGTV	4.0 12.250	4.0 0.4 13.150	4.0 12.400	5.0 3.0 12.900	3.0 9.950	3.5 12.550	22.9 73.200
6	TZ Fürstenland 2				24.300 5	26.700 7	25.150 6	26.050 4	22.300 5	25.450 5	149.950
	Yannis BLATTER	2008	STV Wil	SGTV	3.5 12.200	4.0 1.2 14.500	4.0 12.450	5.0 3.0 12.950	4.0 11.800	4.0 12.650	24.7 76.550
	Janik HOLLENSTEIN	2008	TV Zuzwil	SGTV	3.5 12.100	4.0 0.0 12.200	4.0 12.700	5.0 3.0 13.100	2.5 9.600	4.0 12.800	22.0 72.500
	Gian BRANDER	2009	STV Schwarzenbach	SGTV	3.5 10.900	4.0 0.0 12.050	4.0 11.900	4.3 3.0 12.750	3.0 10.500	3.0 11.000	21.2 69.100
7	Graubünden 2				24.100 7	27.250 6	22.300 8	25.350 7	19.950 7	22.400 9	141.350
	Franco JOOS	2008	TZ Graubünden	GRTV	4.0 12.500	4.0 1.3 14.350	4.0 11.900	5.0 3.0 12.975	3.5 11.500	4.0 11.700	24.8 74.925
	Vito HARTMANN	2009	TV Maienfeld	GRTV	3.5 11.600	4.0 0.1 12.900	3.5 10.400	3.0 5.0 12.375	2.0 8.450	3.0 10.700	20.1 66.425
8	TV Rüti 1				23.400 8	22.950 9	23.000 7	24.025 12	18.650 10	23.550 7	135.575
	Livio BAUMANN	2007	TV Rüti	ZTV	4.0 11.650	3.5 0.0 12.100	4.0 11.650	4.0 3.0 12.275	2.0 9.150	4.0 12.400	21.0 69.225
	Fynn LEHMANN	2008	TV Rüti	ZTV	3.0 11.650	3.0 0.0 10.850	3.0 11.350	3.0 3.0 11.750	2.5 9.500	3.0 11.000	17.5 66.100
	Lloyd KUSTER	2008	TV Rüti	ZTV	3.0 11.750	3.0 0.0 10.450	3.5 10.600	3.0 3.0 11.675	2.0 8.900	3.0 11.150	17.5 64.525
9	TZ Rheintal 2				22.300 10	23.100 8	20.600 11	24.275 9	19.400 8	22.750 8	132.425
	Leandro ROTH	2009	TZ Rheintal	SGTV	3.0 11.200	4.0 0.0 12.200	3.5 10.000	3.0 3.0 11.850	4.0 10.950	3.0 11.500	20.5 67.700
	Fabrice ALFIER	2009	TZ Rheintal	SGTV	3.0 11.100	4.0 0.0 10.900	3.5 10.600	4.0 3.0 12.425	2.0 8.450	3.5 11.250	19.5 64.725










RANGLISTE PROGRAMM 1 - MANNSCHAFT

Rang	Name	Jahrg.	Verein	Verband							Total
10	TZ Fürstenland 3				22.350 ⁹	22.950 ⁹	21.850 ⁹	25.100 ⁸	18.700 ⁹	20.700 ¹²	131.650
	Lino BINGESSER	2009	STV Wil	SGTV	3.0 11.450	3.0 0.1 11.900	3.5 11.200	4.0 3.0 12.350	3.0 9.700	3.0 9.950	19.1 66.550
	Dorjee STRÄSSLE	2009	STV Wil	SGTV	3.0 10.900	3.5 0.0 11.050	3.0 10.650	3.0 5.0 12.750	2.0 8.700	3.0 10.750	18.5 64.800
	Tim EGLI	2009	STV Kirchberg	SGTV	3.0 10.550	3.0 0.0 9.300	3.5 10.550	4.0 3.0 11.225	2.0 9.000	3.0 9.800	18.0 60.425
11	Wädenswil 1				21.550 ¹²	22.900 ¹¹	21.000 ¹⁰	24.275 ⁹	17.650 ¹¹	20.850 ¹⁰	128.225
	Jovin KROPF	2008	TV Wädenswil	ZTV	3.0 11.250	3.0 0.0 11.400	3.5 11.150	3.0 4.0 11.950	2.5 9.450	3.0 10.100	18.5 65.300
	Enes JAHOVIK	2007	TV Wädenswil	ZTV	3.5 10.300	3.0 0.0 11.100	3.5 9.050	3.0 4.0 12.325	2.0 8.200	3.0 10.300	18.5 61.275
	Maxim GOFLIN	2008	TV Wädenswil	ZTV	0.0 8.600	3.0 0.0 11.500	3.5 9.850	3.0 3.0 10.925	2.0 7.950	3.0 10.550	14.5 59.375
12	TV Rüti 2				22.050 ¹¹	21.350 ¹²	18.950 ¹²	24.125 ¹¹	17.150 ¹²	20.800 ¹¹	124.425
	Simon BRÄNDLE	2008	TV Rüti	ZTV	3.0 11.300	3.0 0.0 11.200	3.0 8.700	4.0 3.0 12.400	2.0 7.900	3.0 10.500	17.5 62.000
	Leon RIEDRICH	2007	TV Rüti	ZTV	3.0 10.750	3.0 0.0 10.050	3.5 9.600	3.0 3.0 11.725	2.5 9.100	3.0 9.850	18.0 61.075
	Kevin PRESENTE	2008	TV Rüti	ZTV	3.0 9.900	3.0 0.0 10.150	3.5 9.350	3.0 3.0 11.550	1.5 8.050	3.0 10.300	17.0 59.300







RANGLISTE PROGRAMM 2 - MEHRKAMPF

Rang	Name	Jahrg.	Verein	Verband							Total
1	Linus EISENRING	2007	TV Wängi/RLZ Ostschweiz	SGTV	4.8 13.400 1	5.0 15.900 1	4.5 13.850 1	3.5 12.925 5	4.5 13.650 1	4.5 13.400 2	29.2 83.125
2	Ruben HALDIMANN	2007	STV Wil	SGTV	4.5 12.750 5	3.5 13.550 5	4.0 13.150 3	3.5 12.625 9	4.5 13.250 2	4.8 14.150 1	25.3 79.475
3	Nico ALDER	2007	TV Mels/TZ Graubünden	GRTV	4.8 12.450 7	4.0 13.850 4	3.5 11.900 5	4.5 13.000 3	4.5 12.500 5	4.0 12.650 5	25.7 76.350
4	Leon MONTANILE	2007	Kutu Schaffhausen	SHTV	4.5 13.050 2	3.5 14.250 2	3.0 11.950 4	3.5 13.025 1	3.5 10.750 10	3.8 12.100 6	24.2 75.125
5	Joseph Ekene MASCOT	2007	Kutu Schaffhausen	SHTV	4.8 13.000 3	3.5 12.550 7	3.0 11.750 6	3.5 13.025 1	4.0 12.650 4	3.8 12.050 7	22.7 75.025
6	Maximilian GLAESER	2007	Kutu Schaffhausen	SHTV	4.5 13.000 3	5.0 14.050 3	4.5 13.350 2	3.5 6.325 12	4.5 12.950 3	4.3 13.250 3	26.2 72.925
7	Piero MÜLLER	2007	TV Jenins	GRTV	4.5 12.500 6	4.0 12.750 6	3.0 11.200 9	4.5 12.350 10	3.5 10.950 8	4.3 13.100 4	24.1 72.850
8	Raphael KLUMPP	2007	TV Herblingen	SHTV	4.5 12.400 8	3.5 11.650 11	3.0 11.350 8	3.5 12.650 7	3.0 11.100 6	3.0 11.450 10	20.5 70.600
9	Tom ZÜBLIN	2007	TV Lütisburg	SGTV	4.5 12.100 9	3.5 12.250 8	3.5 11.600 7	3.5 12.950 4	3.5 11.000 7	3.0 10.350 12	21.5 70.250
10	Philipp HÄUSLER	2004	TV Hegi	ZTV	3.5 11.000 10	3.0 11.400 12	3.0 11.050 10	3.5 12.650 7	3.0 10.500 11	3.5 11.700 8	19.5 68.300
11	Noa ZUBER	2007	STV Frauenfeld	TGTV	3.0 9.600 11	3.5 12.050 9	3.0 10.450 11	3.5 12.700 6	3.0 10.800 9	3.5 10.450 11	19.5 66.050
12	Elijah SCHEFER	2006	TV Hegi	ZTV	3.0 9.400 12	3.0 11.800 10	2.5 8.450 12	3.5 12.200 11	2.5 9.650 12	4.0 11.500 9	18.5 63.000







RANGLISTE PROGRAMM 2 - MANNSCHAFT

Rang	Name	Jahrg.	Verein	Verband							Total
1	TZ Fürstenland 1 				26.150 1	29.450 1	27.000 1	25.875 2	26.900 1	27.550 1	162.925
	Linus EISENRING	2007	TV Wängi/RLZ Ostschweiz	SGTV	4.8 13.400	5.0 15.900	4.5 13.850	3.5 12.925	4.5 13.650	4.5 13.400	29.2 83.125
	Ruben HALDIMANN	2007	STV Wil	SGTV	4.5 12.750	3.5 13.550	4.0 13.150	3.5 12.625	4.5 13.250	4.8 14.150	25.3 79.475
	Tom ZÜBLIN	2007	TV Lütisburg	SGTV	4.5 12.100	3.5 12.250	3.5 11.600	3.5 12.950	3.5 11.000	3.0 10.350	21.5 70.250
2	KUTU Schaffhausen 1 				26.050 2	28.300 2	25.300 2	26.050 1	25.600 2	25.350 3	156.650
	Leon MONTANILE	2007	Kutu Schaffhausen	SHTV	4.5 13.050	3.5 14.250	3.0 11.950	3.5 13.025	3.5 10.750	3.8 12.100	24.2 75.125
	Joseph Ekene MASCOT	2007	Kutu Schaffhausen	SHTV	4.8 13.000	3.5 12.550	3.0 11.750	3.5 13.025	4.0 12.650	3.8 12.050	22.7 75.025
	Maximilian GLAESER	2007	Kutu Schaffhausen	SHTV	4.5 13.000	5.0 14.050	4.5 13.350	3.5 6.325	4.5 12.950	4.3 13.250	26.2 72.925
3	Graubünden 1 				24.950 3	26.600 3	23.100 3	25.350 3	23.450 3	25.750 2	149.200
	Nico ALDER	2007	TV Mels/TZ Graubünden	GRTV	4.8 12.450	4.0 13.850	3.5 11.900	4.5 13.000	4.5 12.500	4.0 12.650	25.7 76.350
	Piero MÜLLER	2007	TV Jenins	GRTV	4.5 12.500	4.0 12.750	3.0 11.200	4.5 12.350	3.5 10.950	4.3 13.100	24.1 72.850

RANGLISTE PROGRAMM 3 - MEHRKAMPF

Rang	Name	Jahrg.	Verein	Verband							Total
1	Timon ERB	2006	STV Wil	SGTV	5.0 13.150 1	5.6 2.6 16.800 1	4.0 12.350 1	4.5 4.5 13.750 1	5.0 12.450 1	4.5 13.300 2	31.2 81.800
2	Florian KELLER	2006	SVD Diepoldsau-Schmitter	SGTV	4.5 12.200 2	4.5 1.9 14.100 2	4.0 10.950 3	3.5 4.5 13.375 2	3.0 10.850 4	4.5 12.000 4	26.4 73.475
3	Domenik BRÜHWILER	2006	STV Kirchberg	SGTV	4.5 12.000 3	4.0 0.0 10.050 5	3.0 8.850 8	3.5 4.5 12.375 4	4.5 11.350 3	4.5 12.500 3	24.5 67.125
4	Jan STEGER	2006	KTV Oberriet	SGTV	3.0 10.200 7	4.0 0.0 12.500 4	3.0 8.950 7	1.3 1.0 10.525 6	2.0 8.550 9	1.5 9.950 7	14.7 60.675
5	Nils HAAG	2006	TV Hüttwilen	TGTV	3.0 10.050 9	4.0 0.0 9.400 7	3.0 10.400 4	3.5 3.5 12.425 3	2.5 9.450 6	2.0 8.400 11	18.0 60.125
6	Nico HOLLENSTEIN	2006	STV Schwarzenbach	SGTV	3.0 10.150 8	3.0 0.0 8.350 10	3.0 10.300 5	1.0 1.0 10.075 9	3.0 10.350 5	2.0 10.450 5	15.0 59.675
7	Loris MÜLLER	2006	STV Wil	SGTV	4.0 10.350 6	3.0 0.0 9.500 6	3.0 7.750 10	3.5 3.5 11.800 5	2.0 8.350 10	4.0 10.300 6	19.5 58.050
8	Gil KNELLWOLF	2006	STV Wil	SGTV	3.0 9.850 11	2.5 0.0 8.900 8	3.0 7.250 11	1.0 1.0 10.150 8	2.0 9.450 6	2.0 9.200 9	13.5 54.800
9	Luca WÄLTI	2005	STV Wil	SGTV	3.0 10.500 5	2.5 0.0 8.850 9	3.0 9.150 6	1.0 1.0 10.050 10	1.5 6.700 12	2.0 7.800 12	13.0 53.050
10	Nino VIGNOTTO	2004	TV Wädenswil	ZTV	3.0 10.600 4	2.0 0.0 7.450 12	0.5 7.850 9	1.0 1.0 10.000 11	1.5 7.400 11	2.0 9.650 8	10.0 52.950
11	Timon GÄHWILER	2006	STV Wil	SGTV	3.0 9.950 10	2.0 0.0 7.800 11	2.5 6.300 12	1.0 1.0 10.300 7	2.5 9.300 8	3.0 8.650 10	14.0 52.300
12	Sam-Maximilian WIBAWA	2006	TZ Rheintal	SGTV		4.5 2.5 13.550 3	4.0 12.000 2		4.5 12.200 2	5.0 14.200 1	20.5 51.950

RANGLISTE PROGRAMM 3 - MANNSCHAFT

Rang	Name	Jahrg.	Verein	Verband							Total
1	TZ Fürstenland 1				25.150 1	26.850 2	21.200 2	26.125 1	23.800 1	25.800 2	148.925
	Timon ERB	2006	STV Wil	SGTV	5.0 13.150	5.6 2.6 16.800	4.0 12.350	4.5 4.5 13.750	5.0 12.450	4.5 13.300	31.2 81.800
	Domenik BRÜHWILER	2006	STV Kirchberg	SGTV	4.5 12.000	4.0 0.0 10.050	3.0 8.850	3.5 4.5 12.375	4.5 11.350	4.5 12.500	24.5 67.125
2	TZ Rheintal 1				22.400 2	27.650 1	22.950 1	23.900 2	23.050 2	26.200 1	146.150
	Florian KELLER	2006	SVD Diepoldsau-Schmitter	SGTV	4.5 12.200	4.5 1.9 14.100	4.0 10.950	3.5 4.5 13.375	3.0 10.850	4.5 12.000	26.4 73.475
	Jan STEGER	2006	KTV Oberriet	SGTV	3.0 10.200	4.0 0.0 12.500	3.0 8.950	1.3 1.0 10.525	2.0 8.550	1.5 9.950	14.7 60.675
	Sam-Maximilian WIBAWA	2006	TZ Rheintal	SGTV		4.5 2.5 13.550	4.0 12.000		4.5 12.200	5.0 14.200	20.5 51.950
3	TZ Fürstenland 2				20.850 3	18.350 3	19.450 3	21.875 3	18.700 3	20.750 3	119.975
	Nico HOLLENSTEIN	2006	STV Schwarzenbach	SGTV	3.0 10.150	3.0 0.0 8.350	3.0 10.300	1.0 1.0 10.075	3.0 10.350	2.0 10.450	15.0 59.675
	Loris MÜLLER	2006	STV Wil	SGTV	4.0 10.350	3.0 0.0 9.500	3.0 7.750	3.5 3.5 11.800	2.0 8.350	4.0 10.300	19.5 58.050
	Luca WÄLTI	2005	STV Wil	SGTV	3.0 10.500	2.5 0.0 8.850	3.0 9.150	1.0 10.050	1.5 6.700	2.0 7.800	13.0 53.050