

# Zürcher Kunstturnertage 2019 - KM

Rüti

11./12. Mai 2019

## EINFÜHRUNGSPROGRAMM







Rg.	Name	Jahrg.	Verein							Total										
1	Leano Frangao	2011	TV Rüti	3.5	12.850	14.0	13.200	23.5	12.150	4	1.5	12.275	23.5	13.300	23.5	13.450	1	20.8	77.225	G
2	Glen Müller	2011	TV Rüti	3.5	12.600	44.0	13.500	13.5	12.150	4	1.5	11.825	73.5	13.300	23.5	13.400	2	20.8	76.775	S
3	Vincent Brombacher	2011	TV Rüti	3.5	12.650	34.0	12.300	63.5	12.200	3	1.5	12.325	13.5	13.500	13.5	13.150	3	20.8	76.125	B
4	Timon Heller	2011	TV Bülach	3.5	12.800	24.0	12.400	43.5	12.400	1	1.5	12.025	33.5	13.000	63.5	12.550	11	20.8	75.175	*
5	Dario Angst	2011	TV Bülach	3.5	12.450	54.0	12.350	53.5	12.300	2	1.5	11.875	53.0	12.700	73.5	12.800	6	20.3	74.475	*
6	Nicolas Mühl	2011	TV Wädenswil	3.5	12.100	63.0	11.350	93.5	10.900	12	1.5	11.300	203.5	12.650	83.5	12.450	15	19.3	70.750	*
7	Nico Iselin	2011	KTV Dietikon	3.0	11.550	83.0	10.350	273.5	11.200	7	1.5	11.900	43.5	13.100	43.0	12.500	14	18.8	70.600	*
8	Séverin Schiesser	2011	TV Rüti	3.0	11.800	74.0	12.500	33.5	9.900	30	1.5	11.275	213.5	13.050	53.0	11.800	30	19.3	70.325	*
9	Fynn Brunner	2010	KTV Dietikon	3.0	11.400	103.0	11.000	153.5	11.000	9	1.5	11.325	163.5	12.500	103.0	12.550	11	18.3	69.775	*
10	Finn Christian Durussel	2010	STV Wetzikon	3.0	10.650	214.0	12.250	73.5	10.800	14	1.5	11.150	253.5	12.550	93.5	12.300	20	19.3	69.700	*
11	Miro Marroni	2012	TV Neftenbach	3.0	11.350	113.0	11.600	83.5	10.950	10	1.5	10.750	403.0	11.800	223.0	12.550	11	17.8	69.000	*
12	Luc Paratte	2011	TV Neftenbach	3.0	10.750	193.0	11.350	93.5	10.700	16	1.5	11.400	143.5	11.800	223.5	12.900	4	18.8	68.900	*
13	Livio Rebsamen	2012	STV Wetzikon	3.0	10.450	223.0	10.600	213.5	11.400	6	1.5	10.700	423.5	12.100	183.5	12.850	5	18.8	68.100	*
14	Noah Bucher	2010	TV Niederglatt	3.5	11.450	93.0	10.900	163.5	9.850	31	1.5	11.325	163.0	11.900	193.5	12.450	15	18.8	67.875	*
15	Julian Tschirky	2011	TV Wädenswil	3.0	11.200	143.0	11.150	123.5	10.950	10	1.5	11.025	293.0	11.750	273.0	11.200	39	17.8	67.275	*
16	Lian Keller	2011	Kutu Freienstein-Rorbas	3.0	11.000	163.0	9.400	443.5	10.850	13	1.5	11.700	93.0	12.150	153.0	12.100	22	17.8	67.200	*
17	Arik Hofmann	2011	TV Bülach	3.0	10.800	183.0	10.350	273.5	10.300	23	1.5	11.550	113.0	11.800	223.5	12.350	19	18.8	67.150	*
18	Corsin Schürmann	2010	TV Wädenswil	3.0	11.250	133.0	9.500	433.5	10.200	24	1.5	11.850	63.0	11.900	193.5	12.200	21	18.8	66.900	*
19	Ari Friess	2011	TV Hegi	3.0	10.250	263.0	9.950	383.5	10.550	19	1.5	11.600	103.0	11.800	223.5	12.700	7	18.3	66.850	*
20	Gian Lechmann	2009	TV Bülach	3.0	10.350	253.0	10.050	353.0	10.050	26	1.5	11.275	213.0	12.250	123.5	12.600	10	17.8	66.575	*
21	Benedek Bösze	2010	TV Hegi	3.0	9.750	343.0	11.150	123.0	10.550	19	3.0	11.325	163.0	11.800	223.0	11.950	26	17.3	66.525	*
22	Leandro Gonzalez	2011	TV Neftenbach	3.0	10.450	223.0	10.900	163.5	10.050	26	1.5	11.500	133.0	11.400	363.0	12.050	25	17.8	66.350	*
23	Matteo Büttner	2011	TV Stäfa	3.0	11.000	163.0	10.050	353.0	9.950	28	1.5	11.775	83.0	11.850	213.0	11.700	31	17.8	66.325	*
24	Liam Estrella	2009	TV Wädenswil	3.0	9.900	313.0	10.900	163.5	10.700	16	1.5	10.850	353.0	11.300	393.5	12.450	15	18.3	66.100	*
25	Loris Haldimann	2011	TV Hegi	3.0	9.950	303.0	10.600	213.0	9.750	32	1.5	10.800	383.0	12.150	153.5	12.650	8	17.3	65.900	*
26	Yann Jakobi	2011	STV Wetzikon	3.0	11.150	153.0	10.750	193.5	9.700	33	1.5	11.550	113.0	11.450	343.0	11.200	39	17.8	65.800	*
27	Aurelio Lechmann	2011	TV Bülach	3.0	9.350	413.0	11.300	113.5	10.700	16	1.5	10.975	313.0	12.350	113.0	10.800	45	17.8	65.475	*
28	Thierry Ott	2010	TV Henggart	3.0	10.400	243.0	11.150	123.5	11.200	7	1.5	11.075	283.0	11.550	312.0	9.650	53	16.3	65.025	*
29	Marius Hausammann	2011	Kutu Freienstein-Rorbas	3.0	9.600	352.5	10.500	233.5	10.400	21	1.5	10.875	343.0	11.750	273.0	11.200	39	16.8	64.325	

# Zürcher Kunstturnertage 2019 - KM

Rüti

11./12. Mai 2019

## EINFÜHRUNGSPROGRAMM







Rg.	Name	Jahrg.	Verein							Total
30	Ilian Reutter	2010	STV Wetzikon	3.0 11.300 12	3.0 7.400 53	3.5 10.800 14	1.5 11.125 27	3.0 12.150 15	3.0 11.450 35	17.3 64.225
31	Levin Soland	2011	TV Stäfa	3.0 9.550 37	3.0 10.350 27	3.0 10.350 22	1.5 10.425 49	3.0 11.450 34	3.0 12.100 22	16.5 64.225
32	Lenny Frauenfelder	2011	Kutu Freienstein-Rorbas	3.0 10.700 20	3.0 10.450 24	3.5 8.150 50	1.5 11.000 30	3.0 11.150 43	3.5 12.650 8	17.8 64.100
33	Lennox von Matt	2012	TV Wädenswil	3.0 9.800 33	3.0 10.450 24	3.0 9.150 38	1.5 11.375 15	3.5 11.200 42	3.0 11.950 26	17.8 63.925
34	Pietro Carrozza	2011	KTV Dietikon	3.0 10.250 26	2.5 8.750 50	3.5 9.400 36	1.5 10.850 35	3.5 12.250 12	3.0 12.100 22	17.3 63.600
35	Julian Witschi	2011	TV Niederglatt	2.0 9.350 41	3.0 10.250 31	3.0 9.150 38	1.5 10.400 50	3.0 11.750 27	3.5 12.450 15	16.3 63.350
36	Lyo Zimmermann	2011	TV Niederglatt	2.0 9.250 45	3.0 10.750 19	3.0 9.150 38	1.5 11.150 25	3.0 11.400 36	3.0 11.300 38	15.8 63.000
37	Luca Puorger	2010	TV Bülach	3.0 10.150 28	3.0 9.850 39	3.5 10.150 25	1.5 10.700 42	3.0 11.500 32	3.0 10.550 47	17.3 62.900
38	Eren Gisler	2011	TV Opfikon-Glattbrugg	3.0 9.400 40	3.0 10.200 32	3.0 9.050 42	1.5 10.675 44	3.0 11.650 30	3.0 11.000 44	16.8 61.975
39	Lionel Huber	2011	TV Neftenbach	3.0 9.600 35	3.0 10.200 32	3.5 9.000 44	1.5 10.675 44	3.0 11.000 45	3.0 11.400 36	17.3 61.875
40	Jeffrey Menguele	2011	TV Wädenswil	3.0 9.100 46	3.0 10.300 30	3.0 9.650 34	1.5 10.600 46	3.0 10.100 51	3.5 11.950 26	17.0 61.700
41	Elias Baumann	2009	STV Wetzikon	3.0 9.850 32	3.0 9.650 41	3.0 9.450 35	1.5 11.200 23	3.0 10.600 50	3.0 10.800 45	17.3 61.550
42	Gian Bislin	2010	TV Wädenswil	3.0 9.550 37	3.0 9.700 40	3.0 9.950 28	1.5 10.775 39	3.0 11.000 45	3.0 10.500 48	16.5 61.475
43	Nik Frei	2012	TV Neftenbach	3.0 9.550 37	3.0 10.050 35	3.0 8.250 48	1.5 10.925 32	3.0 11.100 44	3.5 11.500 34	17.3 61.375
44	Ilario Mägli	2011	TV Rümlang	3.0 10.100 29	3.0 9.050 46	3.0 9.150 38	1.5 10.725 41	3.0 10.650 47	3.0 11.100 42	16.8 60.775
45	Nicolas Bachmann	2012	TV Wädenswil	3.0 9.300 43	3.0 10.400 26	3.0 8.300 47	1.5 11.325 16	3.0 9.350 53	3.5 11.650 32	17.8 60.325
46	Fredric Frei	2012	TV Stäfa	3.0 9.300 43	3.0 7.600 52	2.0 8.250 48	1.5 10.900 33	3.0 12.200 14	3.0 11.850 29	15.5 60.100
47	Muhamad Diab	2011	KTV Dietikon	3.0 9.100 46	3.0 9.000 47	3.0 8.150 50	1.5 10.575 47	3.0 11.300 39	3.0 11.350 37	16.5 59.475
48	Karim Semytkivska	2011	TV Opfikon-Glattbrugg	3.0 7.800 50	3.0 9.550 42	3.0 9.250 37	1.5 10.475 48	3.0 11.300 39	3.0 11.050 43	16.8 59.425
49	Theo Howard	2011	STV Wetzikon	3.0 9.050 48	3.0 8.700 51	3.5 9.050 42	1.5 10.400 50	3.0 10.650 47	3.0 11.550 33	17.3 59.400
50	Levin Caviola	2011	Kutu Freienstein-Rorbas	2.0 7.950 49	3.0 10.100 34	3.0 7.850 52	1.5 11.175 24	3.0 11.500 32	3.0 10.100 51	15.8 58.675
51	Aleksander Chlebny	2011	TV Stäfa	3.0 7.750 51	3.0 9.250 45	3.0 8.400 46	1.5 10.825 37	3.0 11.350 38	3.0 10.100 51	16.8 57.675
52	Jérôme Corfu	2010	TV Henggart	2.0 6.550 53	3.0 9.000 47	3.0 8.750 45	1.5 10.325 52	3.0 10.650 47	2.0 10.300 49	14.8 55.575
53	Lorenzo Quadraccia	2011	TV Opfikon-Glattbrugg	2.0 7.700 52	3.0 8.800 49	3.0 7.350 53	1.5 10.050 53	3.0 10.100 51	3.0 10.250 50	15.8 54.250

# Zürcher Kunstturnertage 2019 - KM

Rüti

11./12. Mai 2019

## PROGRAMM 1







Rg.	Name	Jahrg.	Verein							Total	
1	Lars Schlatter	2009	TV Bülach	4.0 13.700 1	4.0 16.350 1	4.0 13.700 1	5.0 13.075 7	4.0 13.550 4	4.0 13.750 3	26.7 84.125	G/M
2	Ben Wolfer	2009	TV Henggart	4.0 13.350 3	4.0 15.700 4	4.0 13.300 2	5.0 13.400 3	4.0 13.750 2	4.0 13.650 5	26.3 83.150	S
3	Lars Stillhart	2009	STV Wil	4.0 13.350 3	4.0 15.800 2	4.0 13.300 2	5.0 13.000 10	4.0 13.750 2	4.0 13.850 1	26.5 83.050	B
4	Jeremias Morach	2009	TV Neftenbach	4.0 13.300 5	4.0 15.250 7	4.0 13.150 4	5.3 13.775 1	4.0 13.400 6	4.0 13.850 1	26.3 82.725	*
5	Gjilan Zajmi	2009	TV Horgen	4.0 13.300 5	4.0 14.550 9	4.0 12.800 6	5.0 13.125 6	4.0 13.200 7	4.0 13.550 9	25.5 80.525	*
6	Kledi Sinani	2009	TV Opfikon-Glattbrugg	4.0 13.550 2	4.0 15.800 2	4.0 12.850 5	5.0 13.075 7	3.0 11.400 28	4.0 13.650 5	25.7 80.325	*
7	Lewin Doll	2009	TV Rüti	4.0 13.300 5	4.0 15.300 6	3.5 11.000 21	5.0 12.950 11	4.0 13.850 1	4.0 13.750 3	26.2 80.150	*
8	Flavio Hauser	2009	TZ Rheintal	4.0 12.750 10	4.0 13.450 10	4.0 12.800 6	5.0 13.375 4	4.0 13.550 4	4.0 13.650 5	24.9 79.575	*
9	Gabriel Borrego Iglesias	2009	TV Opfikon-Glattbrugg	4.0 11.750 25	4.0 15.550 5	4.0 12.600 9	5.0 12.700 16	3.5 12.750 11	4.0 13.650 5	25.6 79.000	*
10	Lino Bingesser	2009	STV Wil	4.0 13.150 8	4.0 12.750 17	3.5 11.300 17	5.0 13.025 9	3.5 12.700 12	4.0 13.500 10	23.0 76.425	*
11	Moritz Kutsch	2010	STV Wil	4.0 13.000 9	4.0 13.150 14	3.5 11.400 15	5.0 12.425 23	3.5 12.850 10	3.5 12.850 13	22.8 75.675	*
12	Gian Brander	2009	STV Schwarzenbach	4.0 12.550 12	4.0 12.950 15	3.5 11.850 11	5.0 12.750 14	3.5 12.950 9	3.0 12.400 19	22.4 75.450	*
13	Nino Furrer	2009	TV Rickenbach ZH	4.0 11.900 20	4.0 13.200 13	4.0 12.800 6	5.0 12.725 15	3.0 12.100 18	3.5 12.550 16	22.9 75.275	*
14	Alassane Böhm	2010	TV Wädenswil	3.5 11.800 24	3.0 12.350 25	3.5 11.600 12	5.0 13.150 5	3.5 12.250 15	3.5 12.600 14	21.0 73.750	*
15	Jamiro Frey	2010	TV Eschlikon/TZ Fürstenland	4.0 12.650 11	4.0 11.450 45	3.5 11.200 20	5.3 13.525 2	4.0 13.050 8	3.0 11.850 39	22.7 73.725	*
16	Leo Drake	2010	TV Opfikon-Glattbrugg	4.0 11.900 20	4.0 14.750 8	4.0 11.000 21	5.0 12.150 28	3.0 11.600 24	3.0 12.300 24	23.5 73.700	*
17	Luca Volger	2009	TV Löhningen	4.0 11.750 25	4.0 13.400 11	3.5 10.900 23	5.0 12.525 20	3.0 11.750 21	3.5 12.950 12	22.4 73.275	*
18	Kevin Avson	2009	Kutu Schaffhausen	3.5 11.950 19	3.0 12.500 21	3.5 11.350 16	5.0 12.825 13	3.5 11.500 27	3.5 13.050 11	21.0 73.175	*
19	Lars Holzer	2010	KTV Dietikon	3.0 12.250 15	4.0 12.800 16	3.5 10.750 24	4.0 12.475 21	3.5 12.600 13	3.0 11.850 39	20.5 72.725	*
20	Noah Bischof	2010	STV Kriessern	4.0 12.350 13	3.5 13.400 11	3.0 10.150 34	5.0 12.925 12	3.5 12.000 19	3.0 11.850 39	21.6 72.675	*
21	Andrin Keller	2010	TV Bülach	3.5 12.300 14	3.5 12.450 22	3.5 11.950 10	5.0 12.475 21	3.5 11.550 25	3.5 11.900 36	21.5 72.625	*
22	Dylan Poulton	2010	Kutu Freienstein-Rorbas	3.0 11.450 36	3.0 12.400 24	4.0 11.300 17	5.0 12.550 18	3.5 12.250 15	3.5 12.600 14	20.5 72.550	*
23	Jeremias Pfyffer	2007	TV Hegi	3.5 11.700 28	3.0 10.600 57	3.0 11.600 12	5.0 12.600 17	3.0 12.350 14	3.0 12.350 21	19.5 71.200	*
24	Ruwen Kissling	2010	TV Rickenbach ZH	3.0 10.750 58	3.0 12.000 30	3.5 11.550 14	4.0 12.075 29	3.5 12.150 17	3.0 12.250 26	19.5 70.775	*
25	Levi Zuberbühler	2008	TV Bülach	3.0 11.650 31	3.0 12.200 28	3.5 11.250 19	3.0 11.375 52	3.0 11.950 20	3.0 12.100 29	18.5 70.525	*
26	Edis Senyürek	2010	Kutu Schaffhausen	4.0 11.850 22	4.0 12.700 18	3.0 10.300 31	4.0 11.900 32	3.0 10.850 36	3.0 12.500 17	20.5 70.100	*
27	Benjamin Karolinskiy	2010	TV Wädenswil	3.0 12.150 16	3.0 11.550 40	3.0 10.300 31	4.0 11.925 31	3.0 11.750 21	3.0 12.400 19	18.5 70.075	*
28	Odiel Verstraete	2009	TV Bülach	3.0 11.850 22	3.0 12.650 19	3.0 10.550 26	3.0 11.700 41	2.0 10.750 38	3.0 11.900 36	17.0 69.400	*
29	Jovin Kropf	2008	TV Wädenswil	3.0 11.200 46	3.0 11.750 37	3.0 10.550 26	5.0 12.375 24	2.5 10.600 48	3.5 12.350 21	19.0 68.825	*

# Zürcher Kunstturnertage 2019 - KM

Rüti

11./12. Mai 2019

## PROGRAMM 1







Rg.	Name	Jahrg.	Verein							Total	
30	Fynn Lehmann	2008	TV Rüti	3.0 12.150 16	3.0 12.250 26	3.0 10.000 37	3.0 11.600 46	2.0 10.450 51	3.0 12.350 21	17.0 68.800	*
31	Felix Stuber	2009	Kutu Schaffhausen	3.0 11.250 44	3.0 12.250 26	3.0 9.550 40	3.0 11.725 40	3.0 11.200 30	3.0 12.200 27	18.0 68.175	*
32	Janick Dubs	2008	TV Bülach	3.0 11.250 44	3.0 12.000 30	3.0 10.350 30	3.0 11.700 41	2.5 10.700 44	3.0 12.100 29	17.5 68.100	*
33	Gian Büttner	2009	TV Stäfa	3.0 11.150 47	3.0 11.850 33	3.0 10.300 31	3.0 11.775 35	3.0 11.150 31	3.0 11.450 52	18.5 67.675	*
34	Noah Langhart	2007	STV Wetzikon	3.0 11.300 42	3.0 12.450 22	3.0 10.050 35	3.0 11.400 51	2.5 10.650 46	3.0 11.700 47	17.5 67.550	*
35	Dario Brändle	2010	STV Wil	4.0 11.450 36	3.0 11.950 32	3.5 9.750 39	5.0 11.825 33	2.0 10.600 48	3.0 11.950 33	19.5 67.525	*
36	Dominic Rösler	2010	TV Opfikon-Glattbrugg	3.0 12.150 16	3.0 12.650 19	3.0 8.850 52	3.0 10.950 64	3.0 11.150 31	3.0 11.750 43	18.0 67.500	*
37	Lloyd Kuster	2008	TV Rüti	3.0 11.450 36	3.0 11.850 33	3.0 9.150 46	3.3 11.750 38	2.5 10.750 38	3.0 12.150 28	17.7 67.100	
38	Nick Meier	2008	TV Bülach	3.0 11.600 32	3.0 10.450 59	3.0 10.500 28	3.0 10.925 65	3.0 11.650 23	3.0 11.950 33	17.5 67.075	
39	Fabrice Büchel	2010	TV Neftenbach	3.0 11.050 51	3.0 11.850 33	3.5 9.100 48	4.0 11.750 38	3.0 11.550 25	3.0 11.750 43	19.0 67.050	
40	Matteo Poroli	2010	Kutu Schaffhausen	3.5 11.700 28	3.0 11.800 36	3.0 8.650 53	3.0 11.325 53	3.0 11.150 31	3.0 12.300 24	18.0 66.925	
41	Laurin Deiss	2009	TV Opfikon-Glattbrugg	3.0 11.150 47	3.0 10.350 60	3.0 10.500 28	3.0 11.650 45	2.5 10.700 44	3.5 12.450 18	18.0 66.800	
42	Elia Stocker	2008	Kutu Freienstein-Rorbas	3.0 10.200 66	3.0 11.500 44	3.0 10.050 35	4.0 12.000 30	2.5 11.250 29	3.0 11.250 56	18.0 66.250	
43	Simon Marquardt	2009	TV Neftenbach	3.0 11.100 50	3.0 11.400 46	3.0 8.400 57	4.0 12.550 18	2.5 10.800 37	3.0 11.750 43	18.0 66.000	
44	Joris Landis	2008	TV Wädenswil	3.0 11.600 32	3.0 11.300 48	3.0 9.500 41	3.3 11.700 41	2.5 10.750 38	3.0 10.900 63	17.7 65.750	
45	Moritz Wiesmann	2009	TV Neftenbach	3.0 10.900 53	3.0 11.550 40	3.0 9.050 49	3.0 11.800 34	2.0 10.750 38	3.0 11.600 49	17.0 65.650	
46	Florin Wiesmann	2010	TV Neftenbach	3.0 11.150 47	3.5 12.050 29	3.0 9.150 46	3.0 11.150 57	2.5 10.100 57	3.0 11.950 33	18.0 65.550	
47	Flurin Bürgis	2009	TV Hegi	3.5 11.350 41	3.0 9.500 62	3.5 10.750 24	3.0 11.600 46	2.5 10.300 55	3.0 12.050 32	18.5 65.550	
48	Livio Flach	2008	TV Neftenbach	3.0 11.400 40	3.0 11.550 40	3.0 8.550 55	5.0 12.375 24	2.0 9.900 59	3.0 11.500 51	18.0 65.275	
49	Jonas Romer	2009	TV Niederglatt	3.0 11.300 42	3.0 11.550 40	3.0 8.350 59	3.0 11.025 61	2.5 10.600 48	3.0 11.650 48	17.5 64.475	
50	Curdin Rupli	2010	TV Opfikon-Glattbrugg	3.0 10.950 52	3.0 10.500 58	3.0 9.300 44	3.0 11.500 49	2.0 9.650 62	3.0 12.100 29	17.0 64.000	
51	Lias Ludwig	2010	TV Bülach	3.0 11.750 25	3.0 9.250 65	3.0 9.250 45	3.0 11.175 56	3.0 11.150 31	3.0 11.350 53	17.5 63.925	
52	Gian Ganster	2010	TV Hegi	3.0 11.550 34	3.0 10.650 55	3.0 8.900 50	3.0 11.075 60	2.5 10.750 38	3.0 10.950 61	17.5 63.875	
53	Kevin Presente	2008	TV Rüti	3.0 11.700 28	3.0 11.750 37	2.5 6.750 71	3.0 11.475 50	2.5 10.750 38	3.0 11.300 54	17.0 63.725	
54	Courage Owerei	2008	Kutu Freienstein-Rorbas	3.0 10.150 67	3.0 10.650 55	3.0 8.650 53	3.0 12.225 27	2.5 10.200 56	3.0 11.550 50	18.0 63.425	
55	Levi Elias Marti	2008	STV Wetzikon	3.0 10.900 53	3.5 11.300 48	3.0 8.250 60	3.0 10.925 65	2.5 10.650 46	3.0 11.100 59	18.0 63.125	
56	Severin Müller	2008	STV Wetzikon	3.0 10.800 56	3.0 10.850 53	3.0 8.150 62	4.0 11.600 46	2.5 10.400 52	3.0 11.200 58	18.0 63.000	
57	Enrico Poroli	2010	Kutu Schaffhausen	3.5 10.650 60	3.0 10.900 52	3.0 8.450 56	3.0 10.775 67	2.5 10.400 52	3.0 11.800 42	17.5 62.975	
58	Philipp Goflin	2010	TV Wädenswil	3.0 10.800 56	3.0 11.750 37	3.0 7.950 63	3.0 11.150 57	2.0 9.400 65	3.0 11.750 43	17.0 62.800	

# Zürcher Kunstturnertage 2019 - KM

Rüti

11./12. Mai 2019

## PROGRAMM 1







Rg.	Name	Jahrg.	Verein							Total
59	Timur Semytkivska	2008	TV Opfikon-Glattbrugg	3.0 9.250 70	3.0 11.150 51	3.0 8.900 50	3.0 11.200 54	2.5 10.900 35	3.0 10.900 63	17.5 62.300
60	Justin Uyi	2010	TV Henggart	3.0 9.250 70	3.0 9.350 64	3.0 9.850 38	3.0 12.325 26	2.0 9.500 64	3.0 11.900 36	18.0 62.175
61	Dario Tanner	2007	TV Wädenswil	3.0 11.500 35	3.0 11.200 50	3.0 7.950 63	3.0 10.625 69	2.5 9.700 61	3.0 11.050 60	17.5 62.025
62	Marius Rechsteiner	2008	TV Rüti	3.0 11.450 36	2.5 9.000 67	3.0 7.950 63	4.0 11.775 35	2.5 10.400 52	3.0 11.300 54	17.5 61.875
63	Sebastian Zähringer	2011	TV Hegi	3.0 10.750 58	3.0 11.350 47	3.0 8.250 60	3.0 11.125 59	2.5 9.750 60	3.0 10.650 68	17.5 61.875
64	Edgar Mkrtchyan	2009	STV Wetzikon	3.0 10.650 60	4.0 10.000 61	3.5 9.450 43	4.0 11.200 54	2.5 9.350 66	3.0 10.900 63	19.5 61.550
65	Leon Knöpfel	2010	TV Neftenbach	3.0 10.500 62	3.0 10.850 53	3.0 7.800 67	3.0 10.300 70	2.0 10.100 57	3.0 11.250 56	16.5 60.800
66	Julius Olàh	2010	TV Rümlang	3.0 10.850 55	3.0 8.250 71	3.0 8.400 57	4.0 11.700 41	2.0 9.250 67	3.0 10.900 63	17.5 59.350
67	Levin Schmitt	2009	TV Henggart	3.0 9.700 69	3.0 9.200 66	3.0 9.500 41	3.0 10.700 68	2.0 8.950 68	3.0 10.950 61	16.5 59.000
68	Til Frauenfelder	2007	Kutu Freienstein-Rorbas	3.0 10.400 64	3.0 9.450 63	3.0 7.600 68	3.0 11.775 35	1.5 8.700 70	3.0 10.450 69	17.5 58.375
69	Maximilian Benz	2009	TV Opfikon-Glattbrugg	3.0 10.350 65	3.0 8.850 68	3.0 7.850 66	3.0 10.100 71	2.5 9.550 63	3.0 10.800 67	17.5 57.500
70	Neilo Stuker	2011	TV Hegi	3.0 10.500 62	2.5 8.350 70	2.5 7.150 70	3.0 11.025 61	2.0 8.900 69	3.0 10.100 70	16.0 56.025
71	Marlon Berni	2010	TV Henggart	3.0 9.950 68	3.0 8.850 68	2.5 7.250 69	3.0 11.000 63	1.5 8.300 71	3.0 10.000 71	16.0 55.350

# Zürcher Kunstturnertage 2019 - KM

Rüti

11./12. Mai 2019

## PROGRAMM 2







Rg.	Name	Jahrg.	Verein							Total								
1	Julian Pitsis	2008	TV Opfikon-Glattbrugg	4.5	13.000	5.0	15.250	3.4.5	13.750	13.5.0	13.025	13.4.0	13.300	8.4.5	13.600	6.27.3	81.925	G/M
2	Jannick Engel	2008	TV Romanshorn/RLZ Ostschweiz	4.5	13.100	3.5.0	14.500	6.4.5	13.500	2.4.5	13.750	3.4.0	12.700	16.4.8	14.350	1.27.6	81.900	S
3	Ben Schumacher	2008	STV Lenzburg	4.3	12.150	2.1.5.0	16.000	1.3.5	12.300	1.3.4.5	13.500	5.4.5	13.800	4.4.0	13.400	8.26.1	81.150	B
4	Loris Marty	2008	TSV Rohrdorf	4.5	13.000	5.5.0	14.800	5.3.0	11.750	1.6.4.5	13.125	10.4.5	13.900	2.4.8	13.750	4.26.6	80.325	*
5	Justin Fischer	2008	Kutu Freienstein-Rorbas	4.5	12.800	1.1.4.0	13.500	1.4.4.0	12.800	6.5.0	14.000	2.4.0	13.450	5.4.0	13.000	1.3.25.3	79.550	*
6	Luis Brandenberger	2008	TV Henggart	4.5	11.750	2.3.5.0	15.900	2.4.0	13.050	4.3.5	13.025	1.3.4.0	12.950	10.4.0	12.500	1.9.25.5	79.175	*
7	Leandro Berni	2008	TV Henggart	4.5	12.850	9.4.0	15.250	3.3.5	12.500	9.3.5	12.525	2.5.3.5	12.250	2.3.4.3	13.300	1.0.23.3	78.675	*
8	Jan Guggisberg	2008	TV Inkwil/RLZ Solothurn	4.8	13.050	4.4.0	14.250	8.4.0	12.700	7.3.5	12.325	3.3.4.5	13.850	3.4.8	12.350	2.0.25.6	78.525	*
9	Adam Ateyeh	2008	TV Opfikon-Glattbrugg	4.5	12.950	7.4.0	14.200	9.4.0	12.950	5.3.5	12.800	1.7.4.0	12.950	10.4.5	12.600	1.6.25.0	78.450	*
10	Hiroki Gütiger	2008	STV Lenzburg	4.5	12.600	1.3.4.0	14.400	7.3.5	12.350	1.2.4.5	13.725	4.3.5	11.300	3.2.4.3	13.750	4.2.4.6	78.125	*
11	Nick Reuling	2008	TV Bülach	4.5	12.850	9.2.0	11.800	3.6.4.5	13.100	3.3.4.5	13.300	7.4.5	14.000	1.4.5	12.950	1.5.2.4.8	78.000	*
12	Jonas Fröhndrich	2008	TV Horgen	4.5	12.600	1.3.4.0	13.800	1.1.3.5	12.400	1.1.3.5	11.825	4.2.4.5	13.350	6.4.8	13.600	6.2.4.8	77.575	*
13	Luan Mann	2008	STV Langendorf	4.8	12.900	8.4.0	12.150	3.3.3.5	12.450	1.0.5.0	13.400	6.4.0	12.700	1.6.4.8	13.900	3.2.5.4	77.500	*
14	Nino Galbier	2008	TV Jenaz	4.8	13.350	1.4.0	13.200	1.6.3.5	11.600	1.9.5.0	13.300	7.4.5	12.850	1.2.4.3	13.000	1.3.2.5.9	77.300	*
15	Nando Steger	2008	TSV Rohrdorf	4.5	12.450	1.7.4.0	14.050	1.0.3.0	11.000	2.6.4.5	14.075	1.3.5	11.750	2.8.4.3	13.350	9.2.4.2	76.675	*
16	Davide Maria Bonacina-Paglia	2008	SFG Chiasso	4.5	12.650	1.2.4.0	13.350	1.5.3.5	11.400	2.1.4.5	12.650	1.8.4.5	13.100	9.4.3	13.250	1.2.2.4.8	76.400	*
17	Joël Lucien Frauchiger	2008	STV Oberbüren	4.5	11.750	2.3.4.0	12.900	1.7.4.0	12.700	7.4.5	13.150	9.4.0	12.550	1.8.4.0	12.550	1.7.2.5.3	75.600	*
18	Nico Engel	2008	TV Wolfwil	4.5	12.600	1.3.4.0	12.500	2.3.3.5	11.500	2.0.5.0	12.525	2.5.4.0	12.050	2.5.4.8	14.050	2.2.5.1	75.225	*
19	Cyrille Keller	2008	TV Füllinsdorf	4.5	12.500	1.6.4.0	13.750	1.2.3.0	11.700	1.8.5.0	12.600	2.0.3.5	12.100	2.4.3.8	12.550	1.7.2.3.1	75.200	*
20	Alessio Clementi	2008	SG Lugano	4.8	13.350	1.3.5	12.500	2.3.3.0	11.100	2.4.3.5	13.075	1.1.4.5	12.800	1.4.4.0	11.800	2.3.2.3.8	74.625	*
21	Lucas Jonesco	2008	Kutu Schaffhausen	3.5	12.350	1.9.4.0	12.400	2.6.3.5	11.800	1.5.3.5	12.475	2.9.4.0	13.350	6.3.5	12.050	2.1.2.2.0	74.425	*
22	Noah Steger	2008	KTV Oberriet	4.5	11.950	2.2.4.0	12.600	2.2.3.0	11.400	2.1.4.5	12.250	3.6.3.5	10.950	3.9.4.3	13.300	1.0.2.3.3	72.450	*
23	Jonas Räßle	2008	Kutu Schaffhausen	3.5	11.500	2.7.3.5	12.650	2.1.3.0	11.050	2.5.3.5	12.575	2.1.4.0	12.800	1.4.3.5	11.250	2.8.2.1.0	71.825	
24	Livio Maltese	2008	TV Liestal	4.5	12.450	1.7.3.5	12.300	2.7.3.5	12.250	1.4.5.0	13.075	1.1.3.5	10.800	4.1.3.5	10.800	3.4.2.2.8	71.675	
25	Abteen Matin	2008	Gym Serrières	4.0	11.350	2.8.3.5	12.750	2.0.3.0	10.500	3.0.3.5	12.550	2.3.4.0	12.400	2.1.3.5	11.600	2.5.2.1.5	71.150	
26	Matthieu Gobet	2008	GASF Romont	3.5	9.950	3.4.3.5	12.200	3.2.3.0	11.750	1.6.3.5	12.550	2.3.4.0	12.850	1.2.4.0	11.650	2.4.2.1.5	70.950	
27	Mirzali Cilginözü	2008	KV Solothurn	4.0	10.450	3.1.3.0	13.550	1.3.3.0	10.250	3.1.3.5	12.500	2.7.3.5	11.250	3.3.3.5	11.900	2.2.0.5	69.900	
28	Nikolai Dubs	2007	Kutu Freienstein-Rorbas	4.3	11.650	2.5.3.5	12.300	2.7.3.0	9.100	3.6.3.5	12.975	1.5.4.0	12.350	2.2.3.8	11.250	2.8.2.2.6	69.625	
29	Diego Gutierrez	2008	FSG Aire-Le Lignon	3.5	10.250	3.2.4.0	12.900	1.7.3.0	10.250	3.1.3.5	12.650	1.8.4.0	11.500	3.0.3.0	10.750	3.5.2.1.0	68.300	

# Zürcher Kunstturnertage 2019 - KM

Rüti

11./12. Mai 2019

## PROGRAMM 2







Rg.	Name	Jahrg.	Verein							Total
30	Tim Wolfer	2007	TV Henggart	3.0 9.700 36	3.0 12.500 23	3.0 11.150 23	3.5 12.400 31	3.0 11.100 37	3.0 11.350 27	18.5 68.200
31	Yannis Blatter	2008	STV Wil	4.5 12.200 20	4.0 11.700 37	3.0 8.150 39	3.5 12.500 27	3.5 12.050 25	3.0 11.500 26	21.5 68.100
32	Kiyan Bellaïde	2008	FSG Versoix	4.0 10.200 33	3.5 12.300 27	3.5 10.850 27	4.5 12.400 31	4.0 11.250 33	3.5 10.900 32	23.3 67.900
33	Janik Hollenstein	2008	TV Zuzwil	4.3 11.550 26	3.0 11.900 34	2.5 9.600 34	3.5 12.275 34	3.5 11.650 29	3.0 10.900 32	19.8 67.875
34	Jamie De Pellegrin	2008	STV Langendorf	4.0 11.150 29	3.5 11.150 40	3.0 9.800 33	3.5 11.250 44	3.5 12.550 18	3.0 10.650 36	19.3 66.550
35	Neil Flacher	2008	TV Henggart	3.0 9.900 35	2.0 9.200 44	3.0 10.800 28	3.5 12.975 15	3.5 11.850 27	3.5 11.100 30	19.0 65.825
36	Paco Kehtari	2008	Gym Serrières	3.8 10.950 30	3.0 10.600 41	2.5 7.950 40	3.5 12.575 21	3.5 11.200 36	2.5 9.150 40	18.8 62.425
37	Alexander Müller	2008	TV Wädenswil	3.0 8.350 38	3.0 11.450 38	2.5 6.850 43	3.5 12.025 40	3.0 11.050 38	3.0 10.450 38	18.0 60.175
38	Damian Arnold	2005	TV Bülach	2.5 8.150 40	3.0 11.400 39	3.0 8.400 38	3.5 12.275 34	3.0 10.950 39	1.5 8.750 41	16.5 59.925
39	Luca Sommer	2008	KV Solothurn	2.0 6.950 41	2.5 9.550 42	3.0 9.150 35	3.5 12.150 39	3.0 11.450 31	3.0 10.650 36	17.0 59.900
40	Skyler Diaz	2008	TV Steffisburg		3.5 12.800 19	3.0 10.650 29	3.5 12.000 41	4.0 12.550 18	3.0 10.950 31	17.0 58.950
41	Sandro Tanner	2005	TV Wädenswil	1.0 6.700 42	3.0 12.300 27	2.0 8.450 37	3.5 11.825 42	3.5 11.250 33	2.5 8.150 43	15.5 58.675
42	Fabian Zähringer	2008	TV Hegi	2.0 8.200 39	3.0 12.300 27	1.5 5.700 44	3.5 12.250 36	2.5 10.050 42	1.5 9.350 39	14.0 57.850
43	Ilian Dammene	2008	Gym Serrières	3.0 9.300 37	2.0 9.450 43	2.5 7.100 42	3.5 12.450 30	3.0 9.300 44	3.0 8.650 42	17.0 56.250
44	Mael Schickli	2005	Kutu Freienstein-Rorbas	0.0 4.250 43	3.0 11.900 34	2.5 7.400 41	3.5 12.250 36	3.0 9.800 43	2.5 7.750 44	14.5 53.350

# Zürcher Kunstturnertage 2019 - KM

Rüti

11./12. Mai 2019

## PROGRAMM 3

Rg.	Name	Jahrg.	Verein							Total													
1	Janic Fässler	2007	TV Wädenswil	5.0	12.650	5.0	15.700	4.5	13.150	24.5	14.000	15.0	13.750	14.5	13.950	1	28.8	83.200	G/M				
2	Omar Ateyeh	2007	TV Opfikon-Glattbrugg	4.5	12.200	9.5.0	15.900	2	4.5	13.550	1	3.5	12.325	12	5.0	13.450	24.5	12.700	8	27.8	80.125	S	
3	Quinn Müller	2007	TV Wädenswil	4.5	12.200	9.5.0	15.950	1	4.5	13.100	3	4.5	12.350	11	4.0	11.600	10	5.0	13.800	2	27.5	79.000	B
4	Quentin Weber	2007	TV Gelterkinder	4.5	12.300	8.5.0	15.850	3	4.5	12.700	4	4.5	13.025	6	4.0	11.600	10	4.8	13.500	3	27.3	78.975	*
5	Linus Eisenring	2007	TV Wängi/RLZ Ostschweiz	4.8	12.500	6.5.0	15.500	5	4.0	11.950	9	3.5	12.175	13	5.0	13.200	3	4.0	13.250	4	27.1	78.575	*
6	Aaron Lamberti	2007	SG Lugano	5.3	13.900	15.0	13.750	8	4.0	11.600	10	4.5	13.425	4	4.0	12.150	7	4.0	12.250	10	27.1	77.075	*
7	Nick Aebersold	2007	TV Steffisburg	5.0	12.500	6.5.0	14.250	7	4.5	12.350	7	3.5	13.125	5	4.0	12.100	8	4.0	12.700	8	26.8	77.025	*
8	Yakouba Soumaré	2007	SG Lugano	4.8	13.600	2.4.5	12.500	9	4.0	12.300	8	4.5	12.775	7	4.5	12.450	5	4.5	12.750	7	27.1	76.375	*
9	Andrin Ganster	2007	TV Hegi	4.0	11.700	13.4.5	12.050	10	4.5	12.500	6	3.5	12.375	10	4.0	11.900	9	4.3	12.800	6	25.3	73.325	*
10	Isaak Jelinek	2007	TV Hegi	5.0	12.050	11.4.5	9.500	15	4.5	12.550	5	3.5	12.475	9	4.0	12.500	4	4.3	13.050	5	26.6	72.125	*
11	Ilan Delorme	2007	E.G.A. Genève	5.3	13.350	4.4.0	11.550	12	3.5	10.250	12	4.5	13.650	3	4.0	10.200	14	3.5	12.000	11	25.1	71.000	*
12	Mauro Bucher	2007	STV Rickenbach LU	3.5	11.100	14.5.0	14.500	6	3.0	9.800	14	3.5	11.750	14	4.0	12.350	6	3.5	11.450	13	22.5	70.950	*
13	Marwan Armanios	2007	E.G.A. Genève	5.0	13.500	3.3.5	9.900	14	3.5	10.250	12	4.5	13.675	2	3.0	10.150	15	3.0	8.350	22	22.8	65.825	
14	Jan Steger	2006	KTV Oberriet	3.0	9.700	18.4.5	11.100	13	2.5	7.750	18	3.8	11.525	15	3.0	10.350	13	3.5	11.700	12	18.9	62.125	
15	Nils Haag	2006	TV Hüttwilen	4.0	11.750	12.3.5	6.850	21	3.0	8.200	17	3.5	12.550	8	3.0	10.950	12	2.5	10.650	15	19.5	60.950	
16	Tom Züblin	2007	TV Lütisburg	3.5	11.050	15.4.0	11.650	11	2.5	8.300	16	1.0	11.325	16	2.0	9.700	16	1.0	8.700	19	15.3	60.725	
17	Leon Montanile	2007	Kutu Schaffhausen	3.0	10.600	16.3.0	7.550	19	3.5	10.500	11	1.0	9.975	22	2.0	9.550	17	3.5	11.100	14	16.0	59.275	
18	Marius Regamey	2006	TV Neftenbach	3.0	10.100	17.2.5	7.900	17	3.0	9.350	15	1.0	10.075	21	2.0	9.100	18	3.0	9.350	16	14.5	55.875	
19	Jannik Gretler	2007	TV Hegi	3.0	9.200	20.2.5	8.500	16	2.5	7.600	19	1.0	10.100	20	2.0	8.550	19	2.0	8.850	17	13.0	52.800	
20	Erik Hegenberg	2006	TV Hegi	2.5	9.100	21.2.0	6.800	22	1.5	7.300	20	1.0	10.175	17	0.0	6.150	22	2.0	8.850	17	9.0	48.375	
21	Philipp Häusler	2004	TV Hegi	3.0	9.300	19.2.0	7.250	20	2.0	5.400	21	1.0	10.175	17	0.5	6.950	20	1.5	8.600	21	10.0	47.675	
22	Elijah Schefer	2006	TV Hegi	2.0	8.850	22.2.0	7.750	18	1.5	4.250	22	1.0	10.125	19	2.0	6.950	20	2.0	8.650	20	10.5	46.575	









# Zürcher Kunstturnertage 2019 - KM

Rüti

11./12. Mai 2019

## PROGRAMM 4



Rg.	Name	Jahrg.	Verein							Total			
1	Carlo Riesco	2006	TV Wädenswil	4.5 12.400	34.5 12.450	24.5 12.900	34.5 14.400	24.0 12.450	44.0 11.050	11 26.8	75.650	G/M	
2	Timi Bühlmann	2006	KTTV Ebikon/RLZ Solothurn	3.5 12.000	54.0 11.550	65.5 13.800	14.5 13.775	34.0 12.050	94.0 12.200	1 26.0	75.375	S	
3	Colin Jaden Schmid	2006	TV Niederglatt	4.0 12.100	43.5 13.650	13.5 10.900	64.5 12.850	74.0 12.850	34.0 12.100	3 23.5	74.450	B	
4	Linus Wolfisberg	2006	STV Neuenkirch	4.0 11.650	95.0 12.000	44.0 13.150	24.5 13.575	44.0 12.250	73.5 11.150	10 25.0	73.775	*	
5	Nico Oberholzer	2006	TV Opfikon-Glattbrugg	4.5 13.000	14.0 10.450	94.5 11.300	44.5 12.750	84.3 13.200	14.0 11.400	9 25.8	72.100	*	
6	Florian Keller	2006	SVD Diepoldsau-Schmitter	4.0 11.400	105.0 11.700	53.5 10.900	65.5 13.375	64.3 13.000	24.0 11.450	8 25.8	71.825	*	
7	Alexsander Dressi	2006	SFG Bellinzona	4.5 12.650	23.0 8.250	133.0 11.050	55.5 14.450	14.0 12.300	63.5 11.750	6 23.8	70.450	*	
8	Samuel Furter	2006	STV Lenzburg	3.0 10.950	114.0 12.300	34.0 10.400	94.5 11.825	103.5 12.200	84.0 12.150	2 22.3	69.825	*	
9	Justin Freiburghaus	2006	TV Wolfwil	3.0 11.900	63.5 11.100	73.0 10.150	103.5 11.875	93.0 10.750	114.0 11.950	4 19.8	67.725		
10	Janik Mann	2006	STV Langendorf	3.5 11.900	63.0 9.850	123.0 10.150	104.5 13.425	53.0 10.800	104.0 11.550	7 21.0	67.675		
11	Andrin Flisch	2006	TV Hegi	3.5 10.950	113.5 11.000	83.5 9.450	133.5 11.725	113.5 12.400	54.0 11.850	5 21.3	67.375		
12	Severin Ender	2006	TSV Rohrdorf	3.0 10.650	131.5 7.100	140.5 7.450	141.0 10.100	132.0 9.300	122.5 10.350	12 10.5	54.950		
13	Claudio Gianin Altorfer	2006	TV Rüti	4.0 11.900	64.0 10.000	104.0 10.800	83.5 11.025				15.3	43.725	
14	Leon Habegger	2006	Gym Center Emme/RLZ Solothurn		3.0 9.950	113.5 10.150					6.5	20.100	

# Zürcher Kunstturnertage 2019 - KM

Rüti

11./12. Mai 2019

## PROGRAMM 5




Rg.	Name	Jahrg.	Verein							Total										
1	Jan Imhof	2004	TV Maisprach	9.1	17.150	14.7	12.700	12	6.7	14.950	25.0	14.250	27.2	14.800	17.9	15.950	1	40.6	89.800	G
2	Tim Landolt	2004	STV Wil	6.6	14.100	5.6	12.950	11	8.5	15.150	16.8	15.850	15.2	13.750	7.5.3	13.700	5	38.0	85.500	S
3	Fabio Vezzu	2004	TV Neftenbach	7.3	15.100	3.6.6	14.900	16.7	14.150	35.0	13.200	65.6	14.300	44.8	12.450	8	36.0	84.100	B/M	
4	Kilian Schmitt	2004	TV Mels	6.0	13.400	12.7.8	14.450	25.2	12.300	75.0	14.100	34.9	13.850	66.7	15.300	2	35.6	83.400	*	
5	Ewan Onomor	2004	SFG Chêne-Genève	6.7	13.950	7.7.0	14.300	34.9	12.750	65.0	13.650	46.5	14.550	24.8	13.450	6	34.9	82.650	*	
6	Nicolò Scornaienghi	2005	SG Lugano	6.1	13.550	11.6.1	13.800	54.7	10.800	132.4	11.050	22.5.4	12.650	15.6.6	14.200	3	31.3	76.050	*	
7	Noah Griesser	2004	TV Rüti	6.7	15.200	25.3	13.100	85.6	8.750	224.0	11.200	16.5.2	12.950	11.7.1	13.900	4	33.9	75.100	*	
8	Ian Staubitzer	2005	TV Inkwil/RLZ Solothurn	6.3	13.650	10.5.3	11.450	14.6.4	12.800	52.4	11.200	16.5.7	13.550	84.7	11.600	11	30.8	74.250	*	
9	Silas Dittmann	2005	TV Horgen	5.6	13.950	7.6.5	13.450	74.0	11.950	83.2	11.900	83.5	11.750	19.4.1	10.850	15	26.9	73.850	*	
10	Beda Kobler	2005	TV Niederglatt	5.4	13.250	13.6.4	13.700	63.5	10.100	162.4	10.850	26.5.7	12.950	11.5.0	10.400	19	28.4	71.250	*	
11	Anthony Rodriguez	2005	Gym Serrières	6.2	14.300	4.2.4	9.700	183.5	11.550	113.2	11.600	134.4	12.150	173.3	11.200	13	23.0	70.500	*	
12	Gianluca Hartmann	2005	STV Lenzburg	4.6	12.800	14.6.6	13.100	83.4	9.700	202.4	11.200	164.5	12.500	161.9	9.450	23	23.4	68.750	*	
13	Mario Brand	2004	STV Merenschwand	5.2	12.150	173.8	5.200	235.9	12.850	43.2	12.400	76.1	13.900	54.2	11.900	10	28.4	68.400	*	
14	Lukas Ulrich	2005	STV Eien-Kleindöttingen	6.0	14.000	63.2	8.000	204.2	11.600	103.2	11.150	204.2	11.650	203.5	11.600	11	24.3	68.000	*	
15	Paul Peyer	2005	Satus ORO	5.1	11.900	195.8	11.100	163.7	9.900	193.2	11.750	114.6	12.900	132.0	10.200	21	24.4	67.750	*	
16	Kevin Buckley	2005	SFG Chiasso	3.5	12.250	163.6	8.000	202.4	10.350	142.4	11.050	224.0	13.050	102.7	11.100	14	18.6	65.800		
17	Tim Richter	2003	Kutu Schaffhausen	5.7	13.850	93.0	9.250	192.2	10.150	152.4	11.650	123.5	11.100	232.5	9.650	22	19.3	65.650		
18	Jan Schumacher	2004	TV Rickenbach ZH			6.4	13.100	83.8	11.900	95.0	13.650	45.1	13.550	83.8	11.950	9	24.1	64.150		
19	Corentin Caillaud	2004	Gym Serrières	4.3	12.100	182.3	7.600	222.8	9.550	212.4	11.200	162.3	11.100	232.3	8.550	26	16.4	60.100		
20	Axel Gobet	2004	GASF Romont	4.8	12.450	15		4.5	10.050	183.2	11.850	92.9	11.950	182.9	8.850	25	18.3	55.150		
21	Felix Wisotzki	2001	TV Bülach	3.9	10.500	242.2	2.050	242.4	8.650	233.2	11.850	92.4	11.300	212.1	10.600	18	16.2	54.950		
22	Lars Engeli	2004	STV Frauenfeld/RLZ Ostschweiz	3.1	11.050	214.6	10.250	17		2.4	10.900	253.4	11.300	212.2	10.300	20	15.7	53.800		
23	Noe Blaser	2005	TV Bellach	3.5	10.750	224.7	11.350	152.1	7.450	262.4	11.400	142.4	10.850	25			15.1	51.800		
24	Alexander Marggraf	2004	BTV Basel			6.5	14.000	44.0	10.100	16		6.0	14.550	23.7	10.800	16	20.2	49.450		
25	Luis Harder	2004	TSV Rohrdorf	3.5	10.700	231.4	0.000	262.6	5.650	271.6	11.100	212.4	9.250	272.1	10.700	17	13.6	47.400		
26	Matteo Giubellini	2004	STV Eien-Kleindöttingen			6.8	12.550	134.6	8.500	24		5.9	12.900	135.1	13.300	7	22.4	47.250		
27	Maurice Walter	2004	STV Lenzburg	3.8	11.500	202.0	1.850	251.7	8.150	252.2	11.300	152.4	9.150	281.6	4.850	27	13.7	46.800		
28	Janis Nyffeler	2003	Satus ORO	0.0	0.000	25		2.6	5.600	282.2	9.700	272.4	10.000	261.9	9.450	23	9.1	34.750		
29	Mirco Riva	2005	SFG Chiasso					6.1	11.400	124.0	10.950	24				10.1	22.350			

# Zürcher Kunstturnertage 2019 - KM

Rüti

11./12. Mai 2019

## PROGRAMM 6

Rg.	Name	Jahrg.	Verein							Total														
1	Marco Walter	1994	TV Löhningen	5.7	14.650	14.4	13.100	25.1	13.850	15.2	14.450	14.8	13.550	13.8	12.900	5	29.0	82.500	G					
2	Ian Raubal	2001	TV Opfikon-Glattbrugg	4.7	13.300	5.2	12.700	4	4.5	12.800	9	4.8	13.550	10	4.8	11.900	23	5.3	13.500	1	29.3	77.750	S/M	
3	Marco Pfyl	1997	STV Pfäffikon-Freienbach	5.1	13.400	4	4.7	11.450	13	4.5	12.900	8	4.8	13.200	15	5.3	13.200	3	4.8	13.500	1	29.2	77.650	B
4	Martino Morosi	1999	US Ascona	5.1	13.800	2	4.4	11.500	11	4.3	12.950	6	4.8	13.950	3	4.9	13.300	2	4.3	12.050	13	27.8	77.550	*
5	Moreno Kratter	1998	TV Rüti	5.6	13.300	5	4.3	11.850	9	4.5	13.000	5	4.8	13.750	9	4.7	12.150	17	5.6	13.450	3	29.5	77.500	*
6	Luca Bottarelli	2002	SG Lugano	4.4	13.000	9	4.6	12.000	8	4.1	12.550	13	4.0	12.950	19	4.8	13.200	3	4.0	12.700	8	25.9	76.400	*
7	Marco Rizzo	1992	Kutu Freienstein-Rorbas	5.4	13.750	3	5.0	11.200	17	5.0	13.250	3	5.2	13.950	3	4.7	12.300	15	5.1	11.900	15	30.4	76.350	*
8	Marc Heidelberger	2002	TV Rümlang	5.2	13.250	7	4.3	11.450	13	4.4	11.900	20	4.8	13.850	5	4.3	13.100	6	3.8	11.950	14	26.8	75.500	*
9	Jonas Munsch	1997	TV Ziefen	4.1	12.700	11	3.3	10.850	19	4.3	13.100	4	4.0	13.250	14	4.0	12.700	10	4.0	12.200	12	23.7	74.800	*
10	Nicola Graber	1995	TZ Rheintal	4.9	13.150	8	4.6	10.400	23	4.2	12.950	6	4.0	13.300	13	4.6	13.150	5	4.6	11.800	16	26.9	74.750	*
11	Fabien Herzog	1999	BTV Luzern	5.4	11.900	19	4.7	10.650	22	4.0	12.200	16	4.8	13.800	7	4.9	13.050	7	4.6	12.600	10	28.4	74.200	*
12	Sonam Büwang	2002	TV Neftenbach	4.4	12.150	13	5.0	12.650	5	3.7	12.150	17	4.0	13.400	11	4.6	12.050	20	3.9	11.350	22	25.6	73.750	*
13	Dominic Tamsel	2000	TV Wädenswil/RLZ Luzern	4.9	12.950	10	5.1	11.500	11	4.3	12.750	10	4.0	11.750	27	5.1	12.600	11	4.9	11.650	17	28.3	73.200	*
14	Janic Meier	2003	TV Maienfeld/RLZ Ostschweiz	4.4	12.150	13	3.4	11.250	16	3.7	12.000	19	4.0	13.100	17	3.7	10.450	29	4.6	12.650	9	23.8	71.600	*
15	Benaja Munsch	2000	TV Ziefen	4.2	12.450	12	4.0	10.200	25	4.3	11.850	22	4.8	13.800	7	3.8	12.050	20	3.7	11.000	23	24.8	71.350	*
16	Kay Schlatter	2002	STV Wetzikon	4.1	11.350	21	4.0	11.050	18	4.1	12.750	10	4.8	12.600	21	4.3	12.400	13	4.3	10.900	24	25.6	71.050	*
17	Alan Laasner	2002	TV Rickenbach ZH	3.9	11.200	24	4.4	12.800	3	3.2	11.900	20	4.0	12.600	21	3.5	11.650	27	3.9	10.500	25	22.9	70.650	*
18	Andri Stacher	2003	STV Frauenfeld/RLZ Ostschweiz	4.0	12.150	13	3.5	9.450	26	4.4	11.750	23	4.0	13.050	18	4.6	11.750	25	4.0	11.500	21	24.5	69.650	*
19	Benjamin Pfyffer	2002	TV Hegi	4.1	11.500	20	4.1	11.450	13	3.4	9.950	26	4.8	12.350	24	3.7	12.600	11	3.9	11.650	17	24.0	69.500	*
20	Elia Hasler	2003	TSV Montlingen	4.2	11.950	18	3.8	10.400	23	3.2	10.050	25	4.0	12.500	23	3.8	11.050	28	4.1	11.650	17	23.1	67.600	
21	Alessandro Signoroni	2003	TV Bellach	4.0	10.900	25	4.0	10.850	19	4.0	9.850	27	4.0	12.750	20	3.5	12.000	22	2.7	10.450	26	22.2	66.800	
22	Janick Brunner	1994	TV Lupsingen			4.4	13.150	1	4.3	13.500	2	4.0	13.200	15	4.5	12.800	9	4.8	12.900	5	22.0	65.550		
23	Mattia Piffaretti	2002	SFG Chiasso			4.8	12.100	7	4.2	12.250	14	4.8	13.850	5	4.6	12.950	8	4.4	12.800	7	22.8	63.950		
24	Tim Randegger	2000	TV Wädenswil	5.6	12.000	17			4.3	12.250	14	4.8	14.000	2	4.5	12.350	14	4.5	13.150	4	23.7	63.750		
25	Christian Stroppa	2002	TV Henggart	3.6	11.350	21	2.6	8.550	27	2.6	9.300	28	3.2	11.800	26	2.6	11.800	24	2.5	10.150	27	17.1	62.950	
26	Kevin Kuhni	2003	TV Nunningen	4.5	11.300	23			4.0	12.750	10	4.0	13.400	11	3.7	12.150	17	4.3	12.600	10	20.5	62.200		
27	Samuel Wällisch	2000	STV Eien-Kleindöttingen	4.3	12.150	13	2.9	10.850	19			3.2	12.300	25	3.7	12.200	16	4.7	8.450	28	18.8	55.950		
28	Marton Kovacs	2003	TZ Rheintal			4.2	11.550	10	2.9	10.100	24			2.9	11.700	26	3.9	11.600	20	13.9	44.950			
29	Timothy Rossetti	2003	SFG Biasca			4.8	12.650	5	3.4	12.100	18			3.4	12.100	19					11.6	36.850		